



Hi! Thank you for visiting *In All You Do* and finding a resource you'd like to use! Please feel free to use these files for your own personal use or for your own classroom. I provide them free of charge to bless others, so please do not spread them around the internet or host them on any sites – including

but not limited to your own blog, Facebook and Google+.

If you want to share, you may share these forms with others by sharing a link to my [blog](#) or the direct blog post. Please do not share just the PDF files (the link you are at now).

It is my prayer that others are blessed through my [blog](#) and any files I share!!! I would love to know if you've used these files and if you enjoyed them. Send emails to [mommi@inallyouo.net](mailto:mommi@inallyouo.net) with your post link {if you blog} or pictures of the resource being used. I would love to feature you on my blog so others can see the resource in action!

~If you ever notice a typo, please let me know, a few slip by me now and then and I certainly want to fix them!

The graphics in this printable are from [My Cute Graphics](#) and purchased from [Melonheadz Illustrations](#) and used with permission.

Blessings,  
Annette  
[www.inallyouo.net](http://www.inallyouo.net)

# Homeschooling Through the Nativity

This unit study is designed to take the student through each person and aspect of the Nativity. This unit study is designed to be used in either a 5- or 10-day capacity. While this unit study is designed for either a 5- or 10-day study, I do not want to dictate your course of study. Take your time and enjoy going through the Nativity together.

I will outline each section of the study in order to give you ideas on how to use this study. It in no way the only way you can use this study. Please feel free to add more activities or change things around to fit your family.

## Daily Outline

10-Day Study Option

Day 1 - Stable/Animals

Day 2 - Inn Keeper

Day 3 - Mary

Day 4 - Joseph

Day 5 - Baby Jesus

Day 6 - Shepherds

Day 7 - Wise Men/Magi

Day 8 - Star

Day 9 - Angels

Day 10 - Review

5-day Study Option

Day 1 - Stable/Animals and Inn Keeper

Day 2 - Mary & Joseph

Day 3 - Baby Jesus

Day 4 - Shepherds & Angels, Wise Men & Star

Day 5 - Review

## Scripture Reading

Take time to read the two accounts of Jesus' birth. You can read them once each day or break them up into smaller segments according to the daily schedule above.

Read the story of Jesus' birth in Luke. (Luke 1:26-38; Luke 2:1-40)

Read the Birth Narrative in Matthew (Matthew 1:18-2:12)

# Other Activities Included in this Unit Study

## Language Arts Activities

**Notebooking pages** ~ I have included some Notebooking pages for students to write their own stories, poems or just their thoughts on the Scriptures they read for the day.

**Draw & Write Pages** - I have included Draw & Write pages to help inspire younger children and encourage them to begin writing stories of their own. They can draw pictures about the scriptures they heard and/or read and then write about what they drew in their own words.

**How Many Words** - How many words can you make from BETHLEHEM? Use this sheet for students to record just how many words they can find in Bethlehem.

## Art/Drawing Activities

**Drawing Prompt sheets** ~ I have created several drawing prompt sheets to help students

## Extra Activities

**Coloring Pages** - There are 3 different styles of pages.


- Plain coloring pages
- Manuscript coloring pages
- Cursive coloring pages

How many words can you make from

**BETHLEHEM**

_____	_____	_____
_____	_____	_____
_____	_____	_____
_____	_____	_____
_____	_____	_____
_____	_____	_____
_____	_____	_____
_____	_____	_____
_____	_____	_____
_____	_____	_____
_____	_____	_____
_____	_____	_____
_____	_____	_____
_____	_____	_____
_____	_____	_____
_____	_____	_____
_____	_____	_____
_____	_____	_____

# Nativity Crossword



## Across:

1. "You will conceive and give birth to a son, and you are to call him \_\_\_\_." (Luke 1:31)
5. "When \_\_\_\_ woke up, he did what the angel of the Lord had commanded him and took Mary home as his wife." (Matt. 1:24)
8. The place where Jesus was born.
9. "But the angel said to her, 'Do not be afraid, \_\_\_\_; you have found favor with God.'" (Luke 1:30)
12. "When the angels had left them and gone into heaven, the shepherds said to one another, 'Let's go to Bethlehem and see this thing that has happened, which the Lord has told us about.'" (Luke 2:15)
14. The \_\_\_\_ most likely told Joseph there was no room.

## Down:

2. "And there were \_\_\_\_ living out in the fields nearby, keeping watch over their flocks at night." (Luke 2:8)
3. An animal Mary may have rode to Jerusalem.
4. "After Jesus was born in \_\_\_\_ in Judea," (Matt. 2:1a)
6. "In the sixth month of Elizabeth's pregnancy, God sent the angel \_\_\_\_ to Nazareth, a town in Galilee," (Luke 1:26)
7. "After they had heard the king, they went on their way, and the \_\_\_\_ they had seen when it rose went ahead of them until it stopped over the place where the child was." (Matt. 2:9)
10. "and she gave birth to her firstborn, a son. She wrapped him in cloths and placed him in a \_\_\_\_," (Luke 2:7a,b)
11. "\_\_\_\_ from the east came to Jerusalem" (Matt. 2:1c)
13. "because there was no room for them in the \_\_\_\_." (Luke 2:7c NASB)


Draw the Angel, Gabriel, talking to Mary.



Draw what you think Joseph might have looked like.



Draw the stable where Jesus was born. Add in animals and the manger.






Draw baby Jesus lying in the manger.



Draw the angels appearing to the shepherds.




Draw the Wise Men (or Magi) following the Star.



# Nativity Word Scramble

Scramble	Answer
sJesu	
remagn	
nni	
Irn peKeen	
mtehBlehe	
yrMa	
hoseJp	
psdhsrhee	
nees wmi	
Glbirea	
kyndoe	
latbes	
slnaeg	
tsar	



# Nativity Word Search

O S S I Q D R L E I I S G U E R C T M M  
A D F G B F M H S V E T F W M U T E F I  
E U F Q E E I T S S A H X D A T H S F T  
I X Z D T R I D G E W I S E M E N N B Z  
A C I S P A S S D Y R N E N L A S M L A  
Y S E J G L G T R K I N E H M D N Q C I  
F F A I I N N A I T Q K T S R O V L D T  
E J N O D L M B B T S E E E S N E G H L  
K E E S A R D L G R B E H A E K A O S D  
L S E R E L I E N N I P C L E E E N S I  
I U A G C A D P J X E E D N N Y O O G A  
Z S N C C A E X O H H R L A R F R S C E  
M A G N J N O L S T A R D N H P T L K C  
M D E Y Y F T S E P E O W N K X E I X R  
I A L Q G W E X P U O T L C D E X N S F  
N I S I P K N W H N Y R Z D E R G E G N  
E M T R E N S S G U L R O B N Q D S R G  
W A O S N E U I I I R V A L I N W E R E  
T H S C E B N F X A U I U F G R A I N R  
G S C Q E A Z K H O B O O M G I E F E E

## Word List

JESUS  
STABLE  
INN KEEPER  
SHEPHERDS  
DONKEY

MANGER  
MARY  
ANGELS  
WISE MEN  
STAR

INN  
JOSEPH  
GABRIEL  
BETHLEHEM



# Notebooking Pages

---

---

---

---

---

---

---

---

---

---

---

---

---

---

---

---

---


---

---

---

---

---



# Notebooking Pages

---

---

---

---

---

---

---

---

---

---

---

---

---

---

---

---


---

---

---

---


---





# Notebooking Pages

15 blank horizontal lines for notebooking.



# Notebooking Pages

---

---

---

---

---

---

---

---

---

---

---

---

---

---

---

---

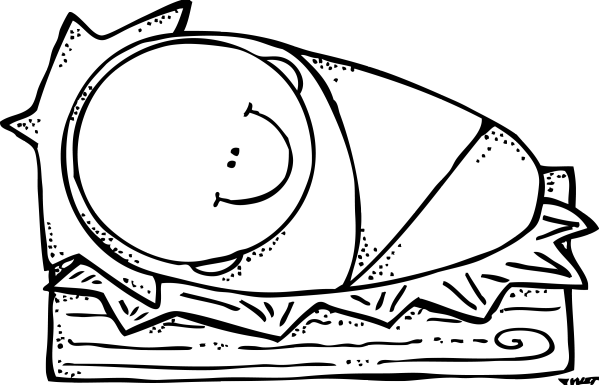
---

---

---

---

---





# Notebooking Pages

---

---

---

---

---

---

---

---

---

---

---

---

---

---

---

---

---

---



# Notebooking Pages

---

---

---

---

---

---

---

---

---

---

---

---

---

---

---

---

---

---

---


---

---

---

---

---



# Notebooking Pages

---

---

---

---

---

---

---

---

---

---

---

---

---

---

---

---

---



# Notebooking Pages

Handwriting practice area consisting of ten sets of horizontal lines. Each set includes a solid top line, a dashed middle line, and a solid bottom line.

Handwriting practice area consisting of ten sets of horizontal lines. Each set includes a solid top line, a dashed middle line, and a solid bottom line.



# Notebooking Pages


Handwriting practice lines consisting of solid top and bottom lines with a dashed midline. The page contains 10 full-width sets of these lines, followed by a narrower set of lines on the left side.






# Notebooking Pages

Handwriting practice lines consisting of solid top and bottom lines with a dashed midline. The page contains 11 sets of these lines, with the final set on the left side of the page.



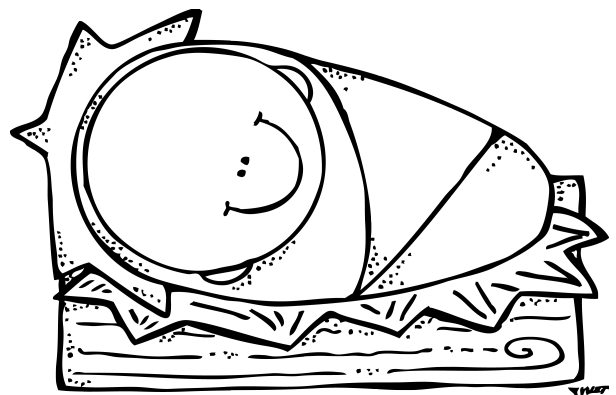
# Notebooking Pages

Handwriting practice lines consisting of solid top and bottom lines with a dashed midline. The page contains 10 sets of these lines, with the final set on the left side of the page.




# Notebooking Pages

Handwriting practice lines consisting of 12 sets of three horizontal lines (top, middle dashed, bottom) for writing practice.



# Notebooking Pages

Handwriting practice lines consisting of solid top and bottom lines with a dashed midline. The page contains 10 sets of these lines, with the first 9 sets spanning the width of the page and the 10th set positioned to the left of the cartoon character.




# Notebooking Pages

Handwriting practice lines consisting of solid top and bottom lines with a dashed midline. The page contains 10 full-width sets of these lines, followed by a partial set on the left side.



# Notebooking Pages

Handwriting practice lines consisting of solid top and bottom lines with a dashed midline. The page contains 11 sets of these lines, with the final set on the left side of the page.



©2013

# Notebooking Pages

Handwriting practice lines consisting of ten sets of three horizontal lines (top, dashed middle, bottom) for writing practice.

Handwriting practice lines consisting of ten sets of three horizontal lines (top, dashed middle, bottom) for writing practice.



# Draw & Write Activity



Handwriting practice lines consisting of ten sets of three horizontal lines: a solid top line, a dashed middle line, and a solid bottom line.




# Draw & Write Activity




Handwriting practice lines consisting of ten sets of three horizontal lines: a solid top line, a dashed middle line, and a solid bottom line.

# Draw & Write Activity



Handwriting practice lines consisting of ten sets of three horizontal lines: a solid top line, a dashed middle line, and a solid bottom line.

# Draw & Write Activity



Handwriting practice lines consisting of ten sets of three horizontal lines: a solid top line, a dashed middle line, and a solid bottom line.

# Draw & Write Activity



---

---

---

---

---

---

---

---

---

---

# Draw & Write Activity



---

---

---

---

---

---


---

---

---

---

# Draw & Write Activity



---

---

---

---

---

---

---

---

---

---

# Draw & Write Activity



---

---

---

---

---


---

---

---

---

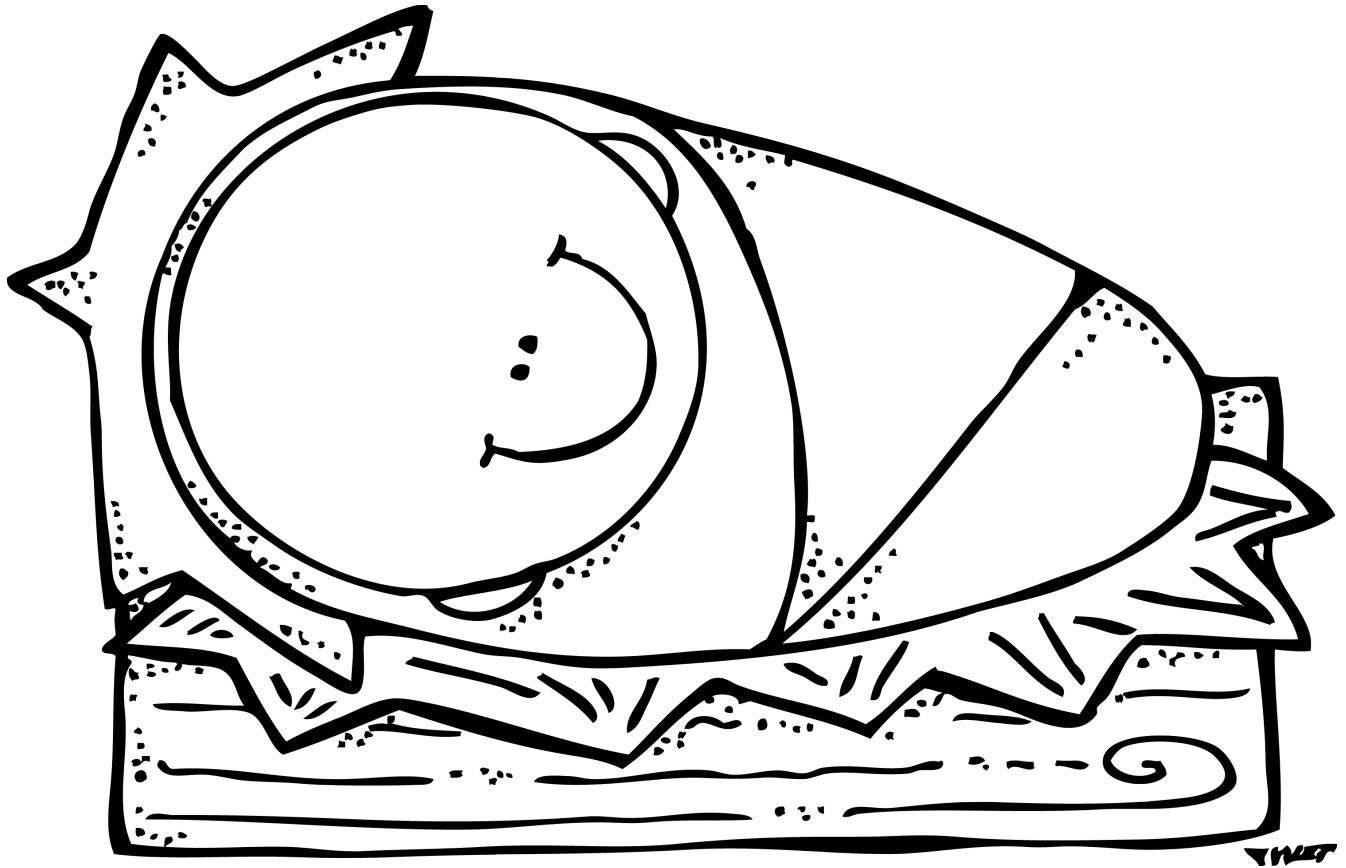
---



*And while they were there, the time came  
for her to give birth.*

*Luke 2:6 (ESV)*






*And she gave birth to her firstborn son  
and wrapped him in swaddling cloths and  
laid him in a manger, because there was  
no room for them in the inn.*

*Luke 2:7 (ESV)*




*And in the same region there were  
shepherds out in the field, keeping watch  
over their flock by night.*

*Luke 2:8 (ESV)*




*Now after Jesus was born in Bethlehem of  
Judea in the days of Herod the king,  
behold, wise men from the east came to  
Jerusalem,  
Matthew 2:1 (ESV)*




saying, "Where is he who has been born king of the Jews? For we saw his star when it rose and have come to worship him.

Matthew 2:2 (ESV)



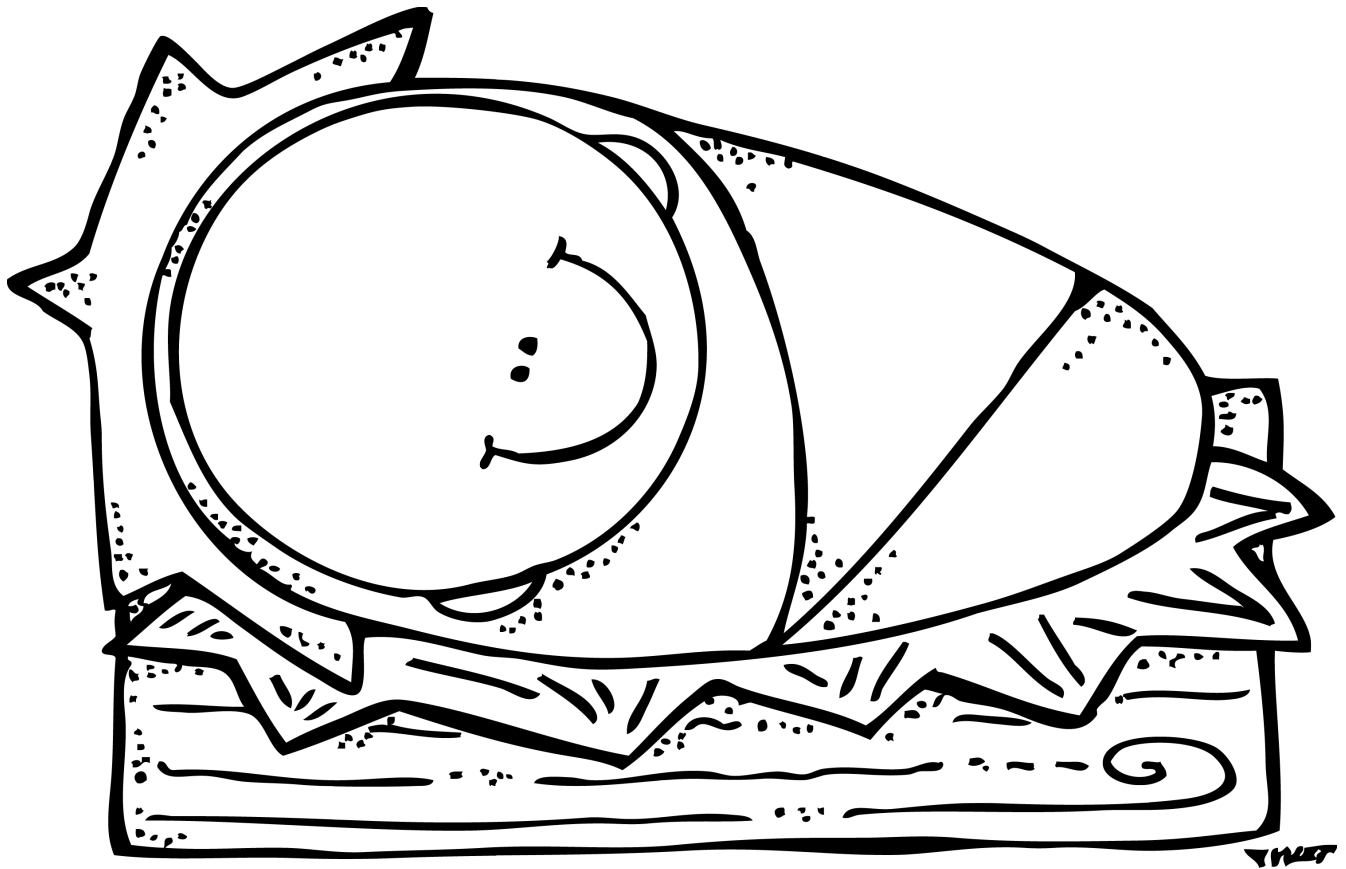
*And going into the house they saw the child with Mary his mother, and they fell down and worshiped him. Then, opening their treasures, they offered him gifts, gold and frankincense and myrrh.*

*Matthew 2:11 (ESV)*



And while they were there, the  
time came for her to give birth.

Luke 2:6 (ESV)




And she gave birth to her firstborn  
son and wrapped him in swaddling  
cloths and laid him in a manger,  
because there was no room for  
them in the inn.  
Luke 2:7 (ESV)




And in the same region there were  
shepherds out in the field, keeping  
watch over their flock by night.

Luke 2:8 (ESV)







Now after Jesus was born in  
Bethlehem of Judea in the days of  
Herod the king, behold, wise men  
from the east came to Jerusalem,  
Matthew 2:1 (ESV)



saying, "Where is he who has been  
born king of the Jews? For we saw  
his star when it rose and have  
come to worship him."  
Matthew 2:2 (ESV)

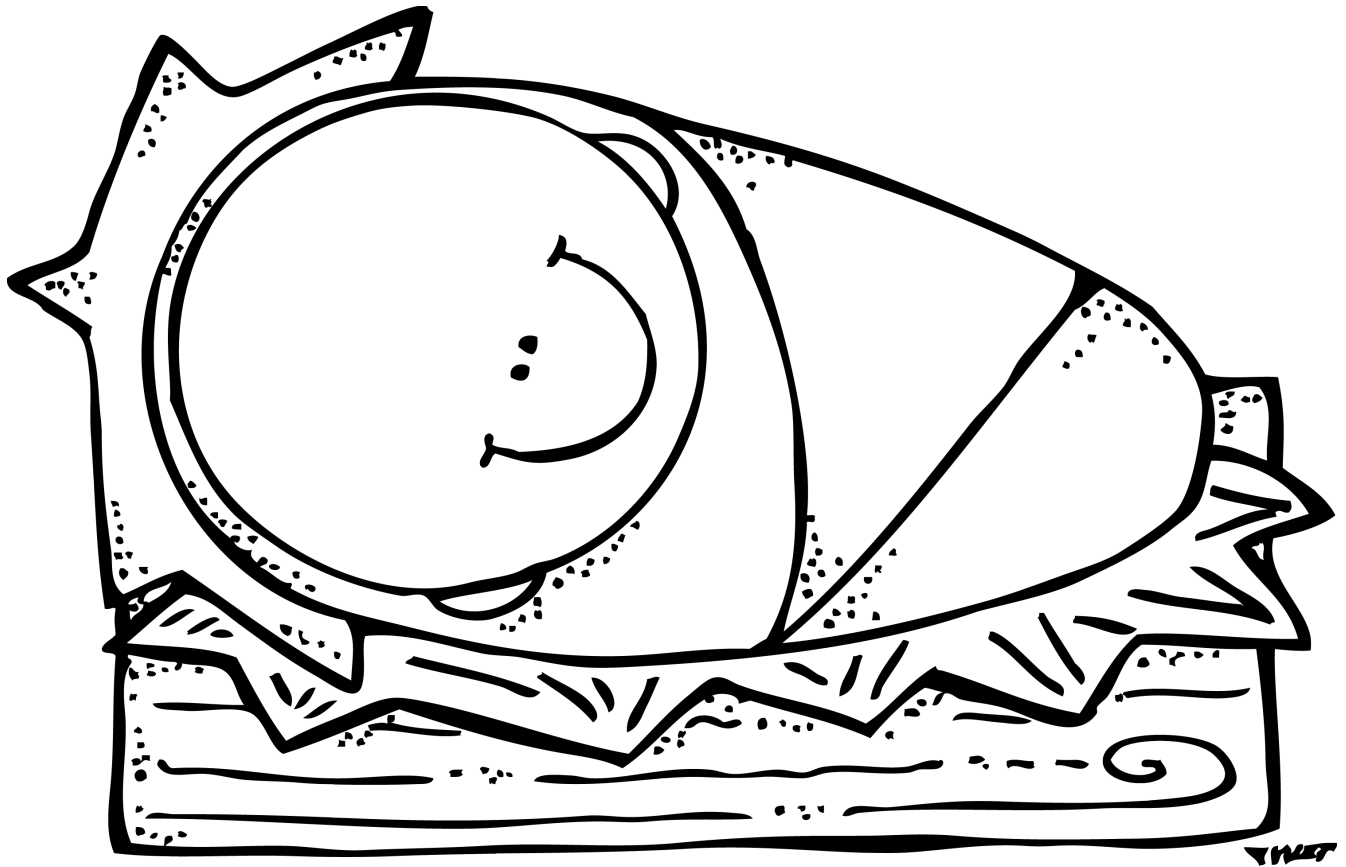


And going into the house they saw  
the child with Mary his mother, and  
they fell down and worshiped him.  
Then, opening their treasures, they  
offered him gifts, gold and  
frankincense and myrrh.  
Matthew 2:11 (ESV)




And while they were there, the time  
came for her to give birth.

Luke 2:6 (ESV)




And she gave birth to her firstborn son  
and wrapped him in swaddling cloths  
and laid him in a manger, because there  
was no room for them in the inn.

Luke 2:7(ESV)




And in the same region there were shepherds out in the field, keeping watch over their flock by night.

Luke 2:8 (ESV)




Now after Jesus was born in Bethlehem  
of Judea in the days of Herod the king,  
behold, wise men from the east came to  
Jerusalem,  
Matthew 2:1 (ESV)



saying, “Where is he who has been born king of the Jews? For we saw his star when it rose and have come to worship him.

Matthew 2:2 (ESV)





And going into the house they saw the child with Mary his mother, and they fell down and worshiped him. Then, opening their treasures, they offered him gifts, gold and frankincense and myrrh.

Matthew 2:11 (ESV)