

Write Through the Bible

JUNIOR

Philippians
2:1-18 (KJV)
Teacher's Pack



Learning to Write Letters•

Fine Motor Development•

Vocabulary•

Bible Memory•

Trisha Gilkerson

Teach your child to write while focusing on God's word.

Write Through the Bible, Junior Workbook

By: Trisha Gilkerson

Cover Design: Sarah Thomas

Intoxicated on Life • Copyright 2015 Trisha Gilkerson

This workbook is licensed for family use. You may make as many copies for your own immediate family as you like, but you may not make copies for individuals outside of your immediate family or resell the workbook. If you would like to purchase your own copy, visit <http://intoxicatedonlife.com>.

Independent publishing services provided by Melinda Martin of TheHelpyHelper.com.

Welcome to Write Through the Bible, Junior!

After the surprising success of my *Write Through the Bible* workbooks, parents began to request a resource they could use for their younger children—something that would help kids memorize Scripture. As we received more and more of these requests the vision for *Write Through the Bible, Junior* was formed. This program is designed to be interdisciplinary.

Like its predecessor, *Write Through the Bible, Junior* was designed to help busy parents integrate several subjects into one. Below are a few things your child will focus on through the course of this workbook:

- Fine motor coordination
- Basic phonics/letter sounds
- Letter formation
- Bible memory
- Biblical study
- Vocabulary

How to Use This Program

This program was designed for children 4-6 years old: children that have not yet learned letter strokes, or those who need some reinforcement of proper writing technique.

If your child has not been taught any handwriting up to this point, you may need to spend more time each week, or take more than one week to teach each letter. You may also need to spend more time on letter formation. **Follow your child's lead.** If they're having a hard time, just slow down and review.

This program is designed to be a 4-day per week program lasting for 31 weeks. Each week will focus on learning a new letter and periodically there will be review weeks where your child will go over previously learned letters and learn how to use the letters they've learned to form words.

Each lesson begins with a parent instruction page. This will lay out general directions for how to present the lesson. After the parent instruction pages, you'll find handwriting practice sheets and activity sheets.

Memorization with Young Students

Children as young as 2 can begin memorizing long portions of Scripture. I've seen it in my own children. In fact, my second son, memorized Philippians 2 when he was about 4 years old. **Consistency is key!** Be sure you use time each day to work on Bible memory. If you're able to steal away short moments to quickly review with your child, it will make the memorization process easier. In our family, we also make sure to review Bible memory at night during our devotional time.

At the beginning of each day, you'll be prompted to go over a portion of the Scripture you and your child are memorizing together. We've divided the verses into chunks. Don't skip this part! This would be a good time to also integrate the use of a Bible Memory box, music to help with memorization, or other Bible memory techniques.

If you would like more resources about Scripture-memory, you can find these resources on our website, IntoxicatedOnLife.com/WTTB:

- Free Recorded Webinar: "How to Train Your Kids to Memorize Scripture in 5 Minutes a Day"
- Memory Time Freebies: Make your own Charlotte-Mason-style memory box and print free Scripture cards
- How to Use Copywork for Bible Memorization
- 5 Great Ideas to Help You Choose Bible Memory Verses for Kids
- Blog Posts about Memory Work: Read the latest posts of Bible memory ideas

Activities and Supplies

In this workbook you'll find standard handwriting sheets and also an activity worksheet to go with each day's lesson. These worksheets are designed to help improve your child's fine motor coordination. Some of those **worksheets are simply just coloring sheets, but you'll find a wide variety of other activity sheets in this workbook.**

Some parents are great at doing lots of crafty projects and always have lots of crazy craft supplies on hand. That's not me. I'm more of a pick-it-up-and-go kinda girl. I've designed this program to be just that. You won't have to mess with a lot of preparation and have a huge list of supplies on hand.


Your supply list is very small:

- Dot paints or stickers.
- Scissors for little hands
- Crayons or colored pencils
- Glue stick
- You may also want to copy the puzzle pieces on card stock or laminate these (puzzles are only included during review weeks), but this isn't required.

Download free bonus resources at:

IntoxicatedOnLife.com/WTTB

- Corresponding flashcards
- Alphabet fun cards with WikiStix
- Image Reference Glossary



If there be therefore any consolation in Christ, if any comfort of love, if any fellowship of the Spirit, if any bowels and mercies, fulfil ye my joy, that ye be likeminded, having the same love, being of one accord, of one mind. Let nothing be done through strife or vainglory; but in lowliness of mind let each esteem other better than themselves. Look not every man on his own things, but every man also on the things of others. Let this mind be in you, which was also in Christ Jesus: Who, being in the form of God, thought it not robbery to be equal with God: But made himself of no reputation, and took upon him the form of a servant, and was made in the likeness of men: And being found in fashion as a man, he humbled himself, and became obedient unto death, even the death of the cross. Wherefore God also hath highly exalted him, and given him a name which is above every name: That at the name of Jesus every knee should bow, of things in heaven, and things in earth, and things under the earth; And that every tongue should confess that Jesus Christ is Lord, to the glory of God the Father.

Wherefore, my beloved, as ye have always obeyed, not as in my presence only, but now much more in my absence, work out your own salvation with fear and trembling. For it is God which worketh in you both to will and to do of his good pleasure. Do all things without murmurings and disputings: That ye may be blameless and harmless, the sons of God, without rebuke, in the midst of a crooked and perverse nation, among whom ye shine as lights in the world; Holding forth the word of life; that I may rejoice in the day of Christ, that I have not run in vain, neither laboured in vain. Yea, and if I be offered upon the sacrifice and service of your faith, I joy, and rejoice with you all. For the same cause also do ye joy, and rejoice with me.

Week 1: Day 1

Parent Instructions



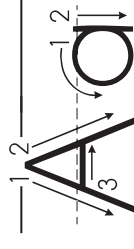
Read **Philippians 2:1-2**

If there be therefore any consolation in Christ, if any comfort of love, if any fellowship of the Spirit, if any bowels and mercies, fulfil ye my joy, that ye be likeminded, having the same love, being of one **accord**, of one mind.



Show

Use the diagram to the right to show your child how to properly form the letter on a large whiteboard or chalkboard. If you do not have these, use a large piece of paper.



Practice Tracing

Have your child practice tracing both the upper and lowercase letters on the following page. Pay close attention to their formation of letters and remind them of proper formation as necessary.



Color

Color the large letter and the images that start with the letter. Talk about each of the images and the sounds A makes.



Pray

End your lessons each day this week in prayer asking the Lord to teach you and your child how to put the needs of others ahead of your own needs.

Week 1: Day 2

Parent Instructions



Read Philippians 2:1-2

If there be therefore any consolation in Christ, if any comfort of love, if any fellowship of the Spirit, if any bowels and mercies, fulfil ye my joy, that ye be likeminded, having the same love, being of one **accord**, of one mind.



Define: Accord

Accord: Accord means we are living in agreement with one another. We are not arguing and unhappy with each other. (Write the vocabulary word on paper or a marker board for your child. Have your child locate this week's letter.)



Trace and Write

Have your child practice tracing the upper and lowercase letters. Then, have them practice writing the letter on their own. Praise them for their good work, and show them where they can improve!



Cut-and-Paste

Complete the cut-and-paste activity, putting the letters in order.



Pray

End your lessons each day this week in prayer asking the Lord to teach you and your child how to put the needs of others ahead of your own needs.

Week 1: Day 3

Parent Instructions



Read: Philippians 2:1-2

If there be therefore any consolation in Christ, if any comfort of love, if any fellowship of the Spirit, if any bowels and mercies, fulfil ye my joy, that ye be likeminded, having the same love, being of one **accord**, of one mind.



Talk About It!

In the first 2 verses of Philippians, we are told to be in “full accord” and of “one mind.” This means, that we are to get along with one another. We should not argue and fight, but we should be kind to one another and put their needs ahead of our own. The reason we should do this is because we have affection for Jesus and each other. We show our love by not fighting and arguing.



Trace and Write

Have your child practice tracing the upper and lowercase letters. Then, have them practice writing the letter on their own. Praise them for their good work and show them where they can improve!



Do-a-Dot

Use do-a-dot markers to color the letter. Alternatively, you can use round stickers in place of the markers.



Pray

End your lessons each day this week in prayer asking the Lord to teach you and your child how to put the needs of others ahead of your own needs.

Week 1: Day 4

Parent Instructions



Read: Philippians 2:1-2

If there be therefore any consolation in Christ, if any comfort of love, if any fellowship of the Spirit, if any bowels and mercies, fulfil ye my joy, that ye be likeminded, having the same love, being of one **accord**, of one mind.



Questions?

- Do you remember what affection means?
- Do you remember what “full accord” means?
- How do these Bible verses say we should treat our friends, siblings, and other people around us?



Practice Writing

Have your child practice writing the upper and lowercase letters on their own. Then, have them circle the best letter on each line. Praise them for their good work, and show them where they can improve!



Beginning Sounds

Color the large picture on the page. Talk about each of the other images and the beginning sound of each. Have your child color each picture that begins with the letter.



Pray

End your lessons each day this week in prayer asking the Lord to teach you and your child how to put the needs of others ahead of your own needs.

Week 2: Day 1

Parent Instructions



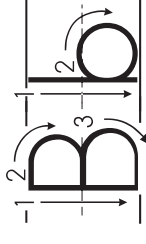
Read **Philippians 2:1-3**

If there be therefore any consolation in Christ, if any comfort of love, if any fellowship of the Spirit, if any bowels and mercies, fulfil ye my joy, that ye be likeminded, having the same love, being of one accord, of one mind. Let nothing be done through strife or vainglory; but in lowliness of mind let each esteem other **better** than themselves.



Show

Use the diagram to the right to show your child how to properly form the letter on a large whiteboard or chalkboard. If you do not have these, use a large piece of paper.



Practice Tracing

Have your child practice tracing both the upper and lowercase letters on the following page. Pay close attention to their formation of letters and remind them of proper formation as necessary.



Color

Color the large letter and the images that start with the letter. Talk about each of the images and the sounds the letter makes.



Pray

End your lessons each day this week in prayer asking the Lord to give you a desire to put others ahead of yourself and take away your selfish ambition.

Week 2: Day 2

Parent Instructions

1

Read **Philippians 2:1-3**

If there be therefore any consolation in Christ, if any comfort of love, if any fellowship of the Spirit, if any bowels and mercies, fulfil ye my joy, that ye be likeminded, having the same love, being of one accord, of one mind. Let nothing be done through strife or vainglory; but in lowliness of mind let each esteem other **better** than themselves.

2

Define: **Better**

Better: Greater than or more improved (Write the vocabulary word on paper or a marker board for your child. Have your child locate this week's letter.)

3

Trace and Write

Have your child practice tracing the upper and lowercase letters. Then, have them practice writing the letter on their own. Praise them for their good work, and show them where they can improve!

4

Cut-and-Paste

Complete the cut-and-paste activity, putting the letters in order.

5

Pray

End your lessons each day this week in prayer asking the Lord to give you a desire to put others ahead of yourself and take away your selfish ambition.

Week 1: Day 3

Parent Instructions



Read: Philippians 2:1-3

If there be therefore any consolation in Christ, if any comfort of love, if any fellowship of the Spirit, if any **bowels** and mercies, fulfil ye my joy, that ye be likeminded, having the same love, being of one accord, of one mind. Let nothing be done through strife or vainglory; but in lowliness of mind let each esteem other better than themselves.



Talk About It!

Last week, we talked about how we need to get along with one another. This week, we're talking about the word ambition, and in this verse it talks about selfish ambition. Selfish ambition means that you are thinking only about the things you want to do without thinking about what other people want or need. The Bible says we shouldn't do anything out of selfish ambition. We all have selfish ambition that we struggle with - you and me. But, with God's help, we can begin to put other people's feelings and needs above our own.



Trace and Write

Have your child practice tracing the upper and lowercase letters. Then, have them practice writing the letter on their own. Praise them for their good work and show them where they can improve!



Do-a-Dot

Use do-a-dot markers to color the letter. Alternatively, you can use round stickers in place of the markers.



Pray

End your lessons each day this week in prayer asking the Lord to give you a desire to put others ahead of yourself and take away your selfish ambition.

Week 2: Day 4

Parent Instructions



Read: Philippians 2:1-3

If there be therefore any consolation in Christ, if any comfort of love, if any fellowship of the Spirit, if any **bowels** and mercies, fulfil ye my joy, that ye be likeminded, having the same love, being of one accord, of one mind. Let nothing be done through strife or vainglory; but in lowliness of mind let each esteem other better than themselves.



Questions?

- When is it hard to put others' needs ahead of your own?
- What is something you do or think that can be selfish? (Be sure to pray with your child about this.)
- What are some things you can do to put other people's needs above your own?



Practice Writing

Have your child practice writing the upper and lowercase letters on their own. Then, have them circle the best letter on each line. Praise them for their good work, and show them where they can improve!



Beginning Sounds

Color the large picture on the page. Talk about each of the other images and the beginning sound of each. Have your child color each picture that begins with the letter.



Pray

End your lessons each day this week in prayer asking the Lord to give you a desire to put others ahead of yourself and take away your selfish ambition.

Week 3: Day 1

Parent Instructions

1

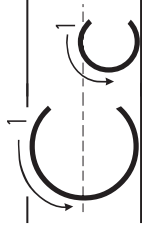
Read **Philippians 2:1-3**

If there be therefore any consolation in Christ, if any **comfort** of love, if any fellowship of the Spirit, if any bowels and mercies, fulfil ye my joy, that ye be likeminded, having the same love, being of one accord, of one mind. Let nothing be done through strife or vainglory; but in lowliness of mind let each esteem other better than themselves.

2

Show

Use the diagram to the right to show your child how to properly form the letter on a large whiteboard or chalkboard. If you do not have these, use a large piece of paper.



3

Practice Tracing

Have your child practice tracing both the upper and lowercase letters on the following page. Pay close attention to their formation of letters and remind them of proper formation as necessary.

4

Color

Color the large letter and the images that start with the letter. Talk about each of the images and the sounds the letter makes.

5

Pray

End your lessons each day this week asking the Lord to help you not to think too highly of yourself but to think highly of Him.

Week 3: Day 2

Parent Instructions

1

Read **Philippians 2:1-3**

If there be therefore any consolation in Christ, if any **comfort** of love, if any fellowship of the Spirit, if any bowels and mercies, fulfil ye my joy, that ye be likeminded, having the same love, being of one accord, of one mind. Let nothing be done through strife or vainglory; but in lowliness of mind let each esteem other better than themselves.

2

Define: **Comfort**

Comfort: To soothe, support, encourage, and make someone feel better (Write the vocabulary word on paper or a marker board for your child. Have your child locate this week's letter.)

3

Trace and Write

Have your child practice tracing the upper and lowercase letters. Then, have them practice writing the letter on their own. Praise them for their good work, and show them where they can improve!

4

Cut-and-Paste

Complete the cut-and-paste activity, putting the letters in order.

5

Pray

End your lessons each day this week asking the Lord to help you not to think too highly of yourself but to think highly of Him.

Week 3: Day 3

Parent Instructions



Read Philippians 2:1-3

If there be therefore any consolation in Christ, if any **comfort** of love, if any fellowship of the Spirit, if any bowels and mercies, fulfil ye my joy, that ye be likeminded, having the same love, being of one accord, of one mind. Let nothing be done through strife or vainglory; but in lowliness of mind let each esteem other better than themselves.



Talk About It! These verses we're studying tell us not to do things out of selfish ambition, or to try to get ourselves ahead without thinking about others. They also say we shouldn't do things out of conceit. We need to think of Jesus and others before ourselves. When we choose how to act, we need to keep the order of who we're thinking about in mind.



Trace and Write

Have your child practice tracing the upper and lowercase letters. Then, have them practice writing the letter on their own. Praise them for their good work and show them where they can improve!



Maze

Help the cat get to the cake by tracing the path of Cc's.



Pray

End your lessons each day this week asking the Lord to help you not to think too highly of yourself but to think highly of Him.

There is an acronym that will help us remember how to act:
JOY.

J: Jesus should always come first in our minds. We need to think about how we can please him and honor him with our actions.

O: Others. This means your friends and family, brothers, sisters, and anyone else. You need to think about how you can serve and share with others.

Y: Yourself. You should come last.

Week 3: Day 4

Parent Instructions



Read **Philippians 2:1-3**

If there be therefore any consolation in Christ, if any **comfort** of love, if any fellowship of the Spirit, if any bowels and mercies, fulfil ye my joy, that ye be likeminded, having the same love, being of one accord, of one mind. Let nothing be done through strife or vainglory; but in lowliness of mind let each esteem other better than themselves.



Questions?

- Do you remember what the acronym was that we talked about yesterday that helps us remember who should come first, second, and third? What do each of the letters mean?
- What are some ways you can put Jesus first?



Practice Writing

Have your child practice writing the upper and lowercase letters on their own. Then, have them circle the best letter on each line. Praise them for their good work, and show them where they can improve!



Beginning Sounds

Color the large picture on the page. Talk about each of the other images and the beginning sound of each. Have your child color each picture that begins with the letter.



Pray

End your lessons each day this week asking the Lord to help you not to think too highly of yourself but to think highly of Him.

Week 4: Day 1

Parent Instructions



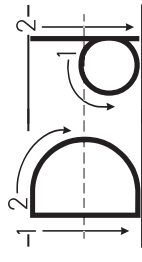
Read: **Philippians 2:1-3**

If there be therefore any consolation in Christ, if any comfort of love, if any fellowship of the Spirit, if any bowels and mercies, fulfil ye my joy, that ye be likeminded, having the same love, being of one accord, of one **mind**. Let nothing be done through strife or vainglory; but in lowliness of mind let each esteem other better than themselves.



Show

Use the diagram to the right to show your child how to properly form the letter on a large whiteboard or chalkboard. If you do not have these, use a large piece of paper.



Practice Tracing

Have your child practice tracing both the upper and lowercase letters on the following page. Pay close attention to their formation of letters and remind them of proper formation as necessary.



Color

Color the large letter and the images that start with the letter. Talk about each of the images and the sounds the letter makes.



Pray

End your lesson each day this week asking the Lord to live in agreement with each other; that your family would be a place where each person would be thinking of the others.

Week 4: Day 2

Parent Instructions

1

Read: Philippians 2:1-3

If there be therefore any consolation in Christ, if any comfort of love, if any fellowship of the Spirit, if any bowels and mercies, fulfil ye my joy, that ye be likeminded, having the same love, being of one accord, of one **mind**. Let nothing be done through strife or vainglory; but in lowliness of mind let each esteem other better than themselves.

2

Define: Mind

Mind: The mind is the part of the person that thinks, reasons, feels, and remembers (Write the vocabulary word on paper or a marker board for your child. Have your child locate this week's letter.)

3

Trace and Write

Have your child practice tracing the upper and lowercase letters. Then, have them practice writing the letter on their own. Praise them for their good work, and show them where they can improve!

4

Cut-and-Paste

Complete the cut-and-paste activity, putting the letters in order.

5

Pray

End your lesson each day this week asking the Lord to live in agreement with each other; that your family would be a place where each person would be thinking of the others.

Week 4: Day 3

Parent Instructions



Read: Philippians 2:1-3

If there be therefore any consolation in Christ, if any comfort of love, if any fellowship of the Spirit, if any bowels and mercies, fulfil ye my joy, that ye be likeminded, having the same love, being of one accord, of one **mind**. Let nothing be done through strife or vainglory; but in lowliness of mind let each esteem other better than themselves.



Talk About It!

We've been talking about how both selfish ambition and conceit can get in the way of us living together with one another in peace. The Bible tells us that we are to put these things aside and live in accord – to live in agreement with one another. This means, as people of God, we need to focus on how we are united. We need to work together to please God. When we do this, we will be in full accord.



Trace and Write

Have your child practice tracing the upper and lowercase letters. Then, have them practice writing the letter on their own. Praise them for their good work and show them where they can improve!



Color-by-Letter

Use the key to color the picture.



Pray

End your lesson each day this week asking the Lord to live in agreement with each other; that your family would be a place where each person would be thinking of the others.

Week 4: Day 4

Parent Instructions



Read: Philippians 2:1-3

If there be therefore any consolation in Christ, if any comfort of love, if any fellowship of the Spirit, if any bowels and mercies, fulfil ye my joy, that ye be likeminded, having the same love, being of one accord, of one **mind**. Let nothing be done through strife or vainglory; but in lowliness of mind let each esteem other better than themselves.



Questions?

- Do you remember what the word accord means?
- What does it mean to live in accord with one another?
- Are there times when you can remember when you were in accord with friends you were playing with? What was that like?



Practice Writing

Have your child practice writing the upper and lowercase letters on their own. Then, have them circle the best letter on each line. Praise them for their good work, and show them where they can improve!



Beginning Sounds

Color the large picture on the page. Talk about each of the other images and the beginning sound of each. Have your child color each picture that begins with the letter.



Pray

End your lesson each day this week asking the Lord to live in agreement with each other; that your family would be a place where each person would be thinking of the others..

Week 5: Day 1

Parent Instructions

1

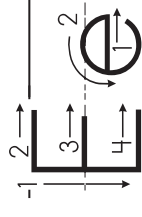
Read **Philippians 2:1-3**

If there be therefore any consolation in Christ, if any comfort of love, if any fellowship of the Spirit, if any bowels and mercies, fulfil ye my joy, that ye be likeminded, having the same love, being of one accord, of one mind. Let nothing be done through strife or vainglory; but in lowliness of mind let each **esteem** other better than themselves.

2

Show

Use the diagram to the right to show your child how to properly form the letter on a large whiteboard or chalkboard. If you do not have these, use a large piece of paper.



3

Practice Tracing

Have your child practice tracing both the upper and lowercase letters on the following page. Pay close attention to their formation of letters and remind them of proper formation as necessary.

4

Color

Color the large letter and the images that start with the letter. Talk about each of the images and the sounds the letter makes.

5

Pray

End your lesson each day this week asking the Lord to help you remember that your encouragement for living a humble life, where you put others first, is from Christ.

Week 5: Day 2

Parent Instructions



Read Philippians 2:1-3

If there be therefore any consolation in Christ, if any comfort of love, if any fellowship of the Spirit, if any bowels and mercies, fulfil ye my joy, that ye be likeminded, having the same love, being of one accord, of one mind. Let nothing be done through strife or vainglory; but in lowliness of mind let each **esteem** other better than themselves.



Define: Esteem

Esteem: To esteem is to give a person respect and affection showing them they are worthwhile and valuable (Write the vocabulary word on paper or a marker board for your child. Have your child locate this week's letter.)



Trace and Write

Have your child practice tracing the upper and lowercase letters. Then, have them practice writing the letter on their own. Praise them for their good work, and show them where they can improve!



Cut-and-Paste

Complete the cut-and-paste activity, putting the letters in order.



Pray

End your lesson each day this week asking the Lord to help you remember that your encouragement for living a humble life, where you put others first, is from Christ.

Week 5: Day 3

Parent Instructions



Read **Philippians 2:1-3**

If there be therefore any consolation in Christ, if any comfort of love, if any fellowship of the Spirit, if any bowels and mercies, fulfil ye my joy, that ye be likeminded, having the same love, being of one accord, of one mind. Let nothing be done through strife or vainglory; but in lowliness of mind let each **esteem** other better than themselves.



Talk About It!

We've been talking the last several weeks about how we should act. This week, we're going to talk about why we should act that way. Because Christ died for us, we should be living to please Him. Our hearts are all sinful and they naturally want to be selfish. Christ has the power to change our hearts. He can help us place others ahead of ourselves. Remember that Jesus is always with us, and we need to focus on pleasing him and serving those around us.



Trace and Write

Have your child practice tracing the upper and lowercase letters. Then, have them practice writing the letter on their own. Praise them for their good work and show them where they can improve!



Do-a-Dot Letter Hunt

Use a do-a-dot marker to identify all of the Ee's.



Pray

End your lesson each day this week asking the Lord to help you remember that your encouragement for living a humble life, where you put others first, is from Christ.

Week 5: Day 4

Parent Instructions

1

Read **Philippians 2:1-3**

If there be therefore any consolation in Christ, if any comfort of love, if any fellowship of the Spirit, if any bowels and mercies, fulfil ye my joy, that ye be likeminded, having the same love, being of one accord, of one mind. Let nothing be done through strife or vainglory; but in lowliness of mind let each **esteem** other better than themselves.

2

Questions?

- Do you sometimes forget that Jesus is with us and that he sees everything we do?
- What are some ways you would act differently if you remembered this?
- How can you remind yourself that Jesus is always with you?

3

Practice Writing

Have your child practice writing the upper and lowercase letters on their own. Then, have them circle the best letter on each line. Praise them for their good work, and show them where they can improve!

4

Beginning Sounds

Color the large picture on the page. Talk about each of the other images and the beginning sound of each. Have your child color each picture that begins with the letter.

5

Pray

End your lesson each day this week asking the Lord to help you remember that your encouragement for living a humble life, where you put others first, is from Christ.

Week 6: Day 1

Parent Instructions: This is a review week! We are reviewing the letters A, B, C, D, and E.

1

Read Philippians 2:1-3

If there be therefore any consolation in Christ, if any **comfort** of love, if any fellowship of the Spirit, if any bowels and mercies, fulfil ye my joy, that ye be likeminded, having the same love, being of one **accord**, of one **mind**. Let nothing be done through strife or vainglory; but in lowliness of mind let each **esteem** other **better** than themselves.

2

Think Back

After having your child recite the verse from memory (with your help if needed), ask it they remember what words you studied over the past several weeks.

A: **Accord**

B: **Better**

C: **Comfort**

D: **Mind**

E: **Esteem**

3

Practice Tracing

Watch carefully as your child forms each letter being sure that they are using the correct sequence to form their letters. If they struggle to remember, be sure to go over the proper way to form any letters they find difficult. You may need to do some extra practice today if there are any tricky areas.

4

Matching

Match the upper- and lowercase letters.

5

Pray

End your lessons each day this week thanking the Lord for teaching you about how we should be treating one another. Ask the Lord to continue to work in each family member's heart to help them put aside selfish ambition and conceit, and create in you a desire to live in harmony with each other.

Week 6: Day 2

Parent Instructions: This is a review week! We are reviewing the letters A, B, C, D, and E.



Read Philippians 2:1-3

If there be therefore any consolation in Christ, if any **comfort** of love, if any fellowship of the Spirit, if any bowels and mercies, fulfil ye my joy, that ye be likeminded, having the same love, being of one **accord**, of one **mind**. Let nothing be done through strife or vainglory; but in lowliness of mind let each **esteem** other **better** than themselves.



Review

After having your child recite the verse from memory (with your help if needed), ask it they remember what words you studied over the past several weeks.

A: **Accord**

B: **Better**

C: **Comfort**

D: **Mind**

E: **Esteem**



Write

Watch carefully as your child forms each letter being sure that they are using the correct sequence to form their letters. If they struggle to remember, be sure to go over the proper way to form any letters they find difficult. You may need to do some extra practice today if there are any tricky areas.



Cut-and-Paste

Complete the cut-and-paste activity, putting the letters in order.



Pray

End your lessons each day this week thanking the Lord for teaching you about how we should be treating one another. Ask the Lord to continue to work in each family member's heart to help them put aside selfish ambition and conceit, and create in you a desire to live in harmony with each other.

Week 6: Day 3

Parent Instructions: This is a review week! We are reviewing the letters A, B, C, D, and E.

1 Read **Philippians 2:1-3**

If there be therefore any consolation in Christ, if any **comfort** of love, if any fellowship of the Spirit, if any bowels and mercies, fulfil ye my joy, that ye be likeminded, having the same love, being of one **accord**, of one **mind**. Let nothing be done through strife or vainglory; but in lowliness of mind let each **esteem** other **better** than themselves.

2

Talk About It! These first few verses of Philippians all have to do with how we should be treating each other and why. The first thing I want you to remember from these lessons is that Jesus is always near us. If we are true Christians, we are connected to him. As we remember this, we will want to please Jesus by putting him first. Then, we will also want to live in agreement with others. This often means we need to put our own wants and desires aside and think about other people before thinking about ourselves.

3 Trace and Write

Today your child will begin learning to put letters together to form words. Help your child sound out the words so he or she can understand what is being written. Talk about letter spacing with your child. Explain that the letters in the words should be close to each other like the example, but each word should be a penny width apart. You may want to get a penny to demonstrate.

4

Beginning Sounds

Supplies: crayons, markers, or bingo dotters

Directions: Color or mark the circles according to the key.

5

Pray

End your lessons each day this week thanking the Lord for teaching you about how we should be treating one another. Ask the Lord to continue to work in each family member's heart to help them put aside selfish ambition and conceit, and create in you a desire to live in harmony with each other.

Week 6: Day 4

Parent Instructions: This is a review week! We are reviewing the letters A, B, C, D, and E.



Read Philippians 2:1-3

If there be therefore any consolation in Christ, if any **comfort** of love, if any fellowship of the Spirit, if any bowels and mercies, fulfil ye my joy, that ye be likeminded, having the same love, being of one **accord**, of one **mind**. Let nothing be done through strife or vainglory; but in lowliness of mind let each **esteem** other **better** than themselves.



Questions?

- Who should we put first in our lives, and why?
- Who should be second, and why?
- How can you remember this? (Remind your child of the J.O.Y. acronym.)



Practice Writing

Today your child will continue to practice putting their letters together into words. Help your child sound out the words so he or she can understand what is being written. Talk about letter spacing with your child. Explain to your child that the letters in the word should be close to each other, but each word should be a penny-width apart.



Puzzles

Print on cardstock or laminate. Cut out the puzzles pieces. Have your child match the uppercase, lowercase and beginning sounds to complete the individual puzzles. Save these to use with the rest of the alphabet as the lessons progress.



Pray

End your lessons each day this week thanking the Lord for teaching you about how we should be treating one another. Ask the Lord to continue to work in each family member's heart to help them put aside selfish ambition and conceit, and create in you a desire to live in harmony with each other.

Week 7: Day 1

Parent Instructions

1

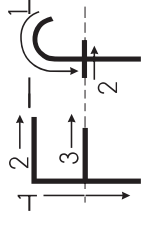
Read **Philippians 2:4-6**

Look not every man on his own things, but every man also on the things of others. Let this mind be in you, which was also in Christ Jesus: Who, being in the **form** of God, thought it not robbery to be equal with God:

2

Show

Use the diagram to the right to show your child how to properly form the letter on a large whiteboard or chalkboard. If you do not have these, use a large piece of paper.



3

Practice Tracing

Have your child practice tracing both the upper and lowercase letters on the following page. Pay close attention to their formation of letters and remind them of proper formation as necessary.

4

Color

Color the large letter and the images that start with the letter. Talk about each of the images and the sounds the letter makes.

5

Pray

End your lessons each day this week asking the Lord to help you remain humble and remember to keep the interests of others in your family at the forefront of your thoughts.

Week 7: Day 2

Parent Instructions



Read Philippians 2:4-6

Look not every man on his own things, but every man also on the things of others. Let this mind be in you, which was also in Christ Jesus: Who, being in the **form** of God, thought it not robbery to be equal with God:



Define: Form

Form: Form is the way in which something is shaped and all the qualities it has. (Write the vocabulary word on paper or a marker board for your child. Have your child locate this week's letter.)



Trace and Write

Have your child practice tracing the upper and lowercase letters. Then, have them practice writing the letter on their own. Praise them for their good work, and show them where they can improve!



Cut-and-Paste

Complete the cut-and-paste activity, putting the letters in order.



Pray

End your lesson each day this week asking the Lord to help you remain humble and remember to keep the interests of others in your family at the forefront of your thoughts.

Week 7: Day 3

Parent Instructions



Read Philippians 2:4-6

Look not every man on his own things, but every man also on the things of others. Let this mind be in you, which was also in Christ Jesus: Who, being in the **form** of God, thought it not robbery to be equal with God:



Talk About It! This section says that Jesus was in the form of God. Remember, we said that form means something that is shaped and all the qualities it has. When I say that something is in the form of a chair, it looks and acts like a chair in every way. It has a back, a seat, and legs. When we say Jesus is in the form of God, it means He is God in every way. He has all the qualities that God has. God is everywhere; so is Jesus. God is great and powerful; so is Jesus. God is loving; so is Jesus. God has always existed; so has Jesus. Before Jesus became a man, he existed as God.



Trace and Write

Have your child practice tracing the upper and lowercase letters. Then, have them practice writing the letter on their own. Praise them for their good work and show them where they can improve!



Letter Activity Page

Use Q-tips to paint the letter. Color the picture, and trace the word.



Pray

End your lesson each day this week asking the Lord to help you remain humble and remember to keep the interests of others in your family at the forefront of your thoughts.

Week 7: Day 4

Parent Instructions



Read Philippians 2:4-6

Look not every man on his own things, but every man also on the things of others. Let this mind be in you, which was also in Christ Jesus: Who, being in the **form** of God, thought it not robbery to be equal with God:



Questions?

- What does the Bible say that Jesus is in the form of?
- Does this mean Jesus was not a man? (Remind your child that Jesus was born a man, but at the same time God. This is a difficult concept to grasp - especially for a young child.)



Practice Writing

Have your child practice writing the upper and lowercase letters on their own. Then, have them circle the best letter on each line. Praise them for their good work, and show them where they can improve!



Beginning Sounds

Color the large picture on the page. Talk about each of the other images and the beginning sound of each. Have your child color each picture that begins with the letter.



Pray

End your lesson each day this week asking the Lord to help you to remain humble and remember to keep the interests of others in your family at the forefront of your thoughts.

Week 8: Day 1

Parent Instructions

1

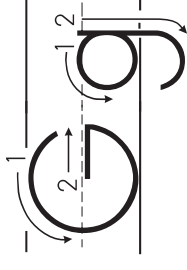
Read **Philippians 2:4-7**

Look not every man on his own things, but every man also on the things of others. Let this mind be in you, which was also in Christ Jesus: Who, being in the form of **God**, thought it not robbery to be equal with God: But made himself of no reputation, and took upon him the form of a servant, and was made in the likeness of men:

2

Show

Use the diagram to the right to show your child how to properly form the letter on a large whiteboard or chalkboard. If you do not have these, use a large piece of paper.



3

Practice Tracing

Have your child practice tracing both the upper and lowercase letters on the following page. Pay close attention to their formation of letters and remind them of proper formation as necessary.

4

Color

Color the large letter and the images that start with the letter. Talk about each of the images and the sounds the letter makes.

5

Pray

End your lessons each day this week asking the Lord to help you live like Jesus – to help you obey God and serve others.

Week 8: Day 2

Parent Instructions



Read Philippians 2:4-7

Look not every man on his own things, but every man also on the things of others. Let this mind be in you, which was also in Christ Jesus: Who, being in the form of **God**, thought it not robbery to be equal with God: But made himself of no reputation, and took upon him the form of a servant, and was made in the likeness of men:



Define: God

God: God is a spirit who does not have a body like men. (Write the vocabulary word on paper or a marker board for your child. Have your child locate this week's letter.)



Trace and Write

Have your child practice tracing the upper and lowercase letters. Then, have them practice writing the letter on their own. Praise them for their good work, and show them where they can improve!



Cut-and-Paste

Complete the cut-and-paste activity, putting the letters in order.



Pray

End your lessons each day this week asking the Lord to help you live like Jesus - to help you obey God and serve others.

Week 8: Day 3

Parent Instructions



Read Philippians 2:4-7

Look not every man on his own things, but every man also on the things of others. Let this mind be in you, which was also in Christ Jesus: Who, being in the form of **God**, thought it not robbery to be equal with God: But made himself of no reputation, and took upon him the form of a servant, and was made in the likeness of men:



Talk About It!

Remember yesterday, when we said Jesus was both a man and God. This means He has always been God, but a long time ago he came to earth to live as a man. He could have stayed where he was, but he didn't grasp his throne in heaven. He didn't stay there. He was humble and became a servant among people here on earth. He didn't come looking like a king. He came as a humble man.



Trace and Write

Have your child practice tracing the upper and lowercase letters. Then, have them practice writing the letter on their own. Praise them for their good work and show them where they can improve!



Letter Maze

Help the girl get to her grapes by tracing a path of Gg's.



Pray

End your lessons each day this week asking the Lord to help you live like Jesus - to help you obey God and serve others.

Week 8: Day 4

Parent Instructions



Read **Philippians 2:4-7**

Look not every man on his own things, but every man also on the things of others. Let this mind be in you, which was also in Christ Jesus: Who, being in the form of **God**, thought it not robbery to be equal with God: But made himself of no reputation, and took upon him the form of a servant, and was made in the likeness of men:



Questions?

- Did Jesus ignore serving others because he was God?
- How did Jesus act? Do you remember the word we used? (servant)
- How can you be a servant to others?



Practice Writing

Have your child practice writing the upper and lowercase letters on their own. Then, have them circle the best letter on each line. Praise them for their good work, and show them where they can improve!



Beginning Sounds

Color the large picture on the page. Talk about each of the other images and the beginning sound of each. Have your child color each picture that begins with the letter.



Pray

End your lessons each day this week asking the Lord to help you live like Jesus - to help you obey God and serve others.

Week 9: Day 1

Parent Instructions

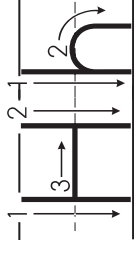


Read Philippians 2:4-9 Look not every man on his own things, but every man also on the things of others. Let this mind be in you, which was also in Christ Jesus: Who, being in the form of God, thought it not robbery to be equal with God: But made himself of no reputation, and took upon him the form of a servant, and was made in the likeness of men: And being found in fashion as a man, he **humbled** himself, and became obedient unto death, even the death of the cross. Wherefore God also hath highly exalted him, and given him a name which is above every name:



Show

Use the diagram to the right to show your child how to properly form the letter on a large whiteboard or chalkboard. If you do not have these, use a large piece of paper.



Practice Tracing

Have your child practice tracing both the upper and lowercase letters on the following page. Pay close attention to their formation of letters and remind them of proper formation as necessary.



Color

Color the large letter and the images that start with the letter. Talk about each of the images and the sounds the letter makes.



Pray

End your lessons each day this week asking the Lord to help you to be humble, to remember that we are not the most important, but that God is. Pray that we would remember that we need Jesus to forgive our sins.

Week 9: Day 2

Parent Instructions

1

Read Philippians 2:4-9 Look not every man on his own things, but every man also on the things of others. Let this mind be in you, which was also in Christ Jesus: Who, being in the form of God, thought it not robbery to be equal with God: But made himself of no reputation, and took upon him the form of a servant, and was made in the likeness of men: And being found in fashion as a man, he **humbled** himself, and became obedient unto death, even the death of the cross. Wherefore God also hath highly exalted him, and given him a name which is above every name:

2

Define: Humble

Humble: A humble person does not think of himself or herself as overly important but often forgets about his or her own needs. Humble people think of others first. (Write the vocabulary word on paper or a marker board for your child. Have your child locate this week's letter.)

3

Trace and Write

Have your child practice tracing the upper and lowercase letters. Then, have them practice writing the letter on their own. Praise them for their good work, and show them where they can improve!

4

Cut-and-Paste

Complete the cut-and-paste activity, putting the letters in order.

5

Pray

End your lessons each day this week asking the Lord to help you to be humble, to remember that we are not the most important, but that God is. Pray that we would remember that we need Jesus to forgive our sins.

Week 9: Day 3

Parent Instructions



Read Philippians 2:4-9 Look not every man on his own things, but every man also on the things of others. Let this mind be in you, which was also in Christ Jesus: Who, being in the form of God, thought it not robbery to be equal with God: But made himself of no reputation, and took upon him the form of a servant, and was made in the likeness of men: And being found in fashion as a man, he **humbled** himself, and became obedient unto death, even the death of the cross. Wherefore God also hath highly exalted him, and given him a name which is above every name:



Talk About It! The verse we're talking about this week discusses how Jesus was humble to the point of dying on a cross. Jesus died on the cross to pay for our sins, because you and I and every person that was ever born are sinners. That means we do things that are disobedient to God's law. Because we're disobedient, Jesus came to pay the price for our sins - to be punished in our place. He died for sinners. He invites everyone in the world to trust Him so we can be forgiven. We tell Him we are sorry for our sins, then we thank Jesus for dying on the cross so we can be with God forever.



Trace and Write

Have your child practice tracing the upper and lowercase letters. Then, have them practice writing the letter on their own. Praise them for their good work and show them where they can improve!



Do-a-dot

Connect the dots to create a picture that starts with H.



Pray

End your lesson each day this week asking the Lord to help you remain humble and remember to keep the interests of others in your family at the forefront of your thoughts.

Week 9: Day 4

Parent Instructions

1

Read Philippians 2:4-9 Look not every man on his own things, but every man also on the things of others. Let this mind be in you, which was also in Christ Jesus: Who, being in the form of God, thought it not robbery to be equal with God: But made himself of no reputation, and took upon him the form of a servant, and was made in the likeness of men: And being found in fashion as a man, he **humbled** himself, and became obedient unto death, even the death of the cross. Wherefore God also hath highly exalted him, and given him a name which is above every name:

2

Questions?

- What was one big way Jesus showed that he was humble?
- What are some ways you have sinned?
- Why did Jesus die on the cross?

3

Practice Writing

Have your child practice writing the upper and lowercase letters on their own. Then, have them circle the best letter on each line. Praise them for their good work, and show them where they can improve!

4

Beginning Sounds

Color the large picture on the page. Talk about each of the other images and the beginning sound of each. Have your child color each picture that begins with the letter.

5

Pray

End your lessons each day this week asking the Lord to help you to be humble, to remember that we are not the most important, but that God is. Pray that we would remember that we need Jesus to forgive our sins.

Week 10: Day 1

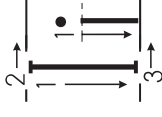
Parent Instructions

1

Read Philippians 2:4-9 Look not every man on his own things, but every man also on the things of others. Let this mind be in you, which was also in Christ Jesus: Who, being in the form of God, thought it not robbery to be equal with God: But made himself of no reputation, and took upon him the form of a servant, and was made in the likeness of men: And being found in fashion as a man, he humbled himself, and became obedient unto death, even the death of the cross. Wherefore God also hath highly exalted him, and given him a name which is above every name:

2

Show Use the diagram to the right to show your child how to properly form the letter on a large whiteboard or chalkboard. If you do not have these, use a large piece of paper.



3

Practice Tracing Have your child practice tracing both the upper and lowercase letters on the following page. Pay close attention to their formation of letters and remind them of proper formation as necessary.

4

Color Color the large letter and the images that start with the letter. Talk about each of the images and the sounds the letter makes.

5

Pray End your lessons each day this week asking the Lord to help you to put the interests of others ahead of your own interests and that your interests would be what God would want them to be.

Week 10: Day 2

Parent Instructions

1

Read Philippians 2:4-9 Look not every man on his own things, but every man also on the things of others. Let this mind be in you, which was also in Christ Jesus: Who, being in the form of God, thought it not robbery to be equal with God: But made himself of no **reputation**, and took upon him the form of a servant, and was made in the likeness of men: And being found in fashion as a man, he humbled himself, and became obedient unto death, even the death of the cross. Wherefore God also hath highly exalted him, and given him a name which is above every name:

2

Define: Reputation

Reputation: How people think of you. (Write the vocabulary word on paper or a marker board for your child. Have your child locate this week's letter.)

3

Trace and Write

Have your child practice tracing the upper and lowercase letters. Then, have them practice writing the letter on their own. Praise them for their good work, and show them where they can improve!

4

Cut-and-Paste

Complete the cut-and-paste activity, putting the letters in order.

5

Pray

End your lessons each day this week asking the Lord to help you to put the interests of others ahead of your own interests and that your interests would be what God would want them to be.

Week 10: Day 3

Parent Instructions



Read Philippians 2:4-9 Look not every man on his own things, but every man also on the things of others. Let this mind be in you, which was also in Christ Jesus: Who, being in the form of God, thought it not robbery to be equal with God: But made himself of no **reputation**, and took upon him the form of a servant, and was made in the likeness of men: And being found in fashion as a man, he humbled himself, and became obedient unto death, even the death of the cross. Wherefore God also hath highly exalted him, and given him a name which is above every name:



Talk About It! This week we're going to talk a bit more about Jesus. We've talked about how Jesus was both man and God. Jesus came to earth as a baby. Jesus lived a perfect life on earth—he never sinned. He never was mean to his brothers, or sisters, or friends. He never talked back to his parents. He was the only person that has ever lived that was perfect. He lived a perfect life and he died on the cross as a sacrifice for our sins. Then he defeated death by coming back to life after three days!



Trace and Write

Have your child practice tracing the upper and lowercase letters. Then, have them practice writing the letter on their own. Praise them for their good work and show them where they can improve!



"I" Activity Page

Use Q-tips to paint the letter I. Color the ice cream, and trace the word.



Pray

End your lesson each day this week asking the Lord to help you remain humble and remember to keep the interests of others in your family at the forefront of your thoughts.

Week 10: Day 4

Parent Instructions



Read Philippians 2:4-9 Look not every man on his own things, but every man also on the things of others. Let this mind be in you, which was also in Christ Jesus: Who, being in the form of God, thought it not robbery to be equal with God: But made himself of no **reputation**, and took upon him the form of a servant, and was made in the likeness of men: And being found in fashion as a man, he humbled himself, and became obedient unto death, even the death of the cross. Wherefore God also hath highly exalted him, and given him a name which is above every name:



Questions?

- What is the word that reminds us of whose interests should be first?
- What do each of those letters stand for?
- How did Jesus put our interests ahead of his own?



Practice Writing

Have your child practice writing the upper and lowercase letters on their own. Then, have them circle the best letter on each line. Praise them for their good work, and show them where they can improve!



Beginning Sounds

Color the large picture on the page. Talk about each of the other images and the beginning sound of each. Have your child color each picture that begins with the letter.



Pray

End your lessons each day this week asking the Lord to help you to put the interests of others ahead of your own interests and that your interests would be what God would want them to be.

Week 11: Day 1

Parent Instructions

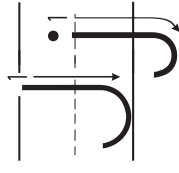


Read Philippians 2:4-9 Look not every man on his own things, but every man also on the things of others. Let this mind be in you, which was also in Christ **Jesus**: Who, being in the form of God, thought it not robbery to be equal with God: But made himself of no reputation, and took upon him the form of a servant, and was made in the likeness of men: And being found in fashion as a man, he humbled himself, and became obedient unto death, even the death of the cross. Wherefore God also hath highly exalted him, and given him a name which is above every name:



Show

Use the diagram to the right to show your child how to properly form the letter on a large whiteboard or chalkboard. If you do not have these, use a large piece of paper.



Practice Tracing

Have your child practice tracing both the upper and lowercase letters on the following page. Pay close attention to their formation of letters and remind them of proper formation as necessary.



Color

Color the large letter and the images that start with the letter. Talk about each of the images and the sounds the letter makes.



Pray

End your lessons each day this week asking that the Lord would help you and your child to grasp the importance of what Christ did on the cross. Pray that you would live to please him.

Week 11: Day 2

Parent Instructions



1

Read Philippians 2:4-9 Look not every man on his own things, but every man also on the things of others. Let this mind be in you, which was also in Christ **Jesus**: Who, being in the form of God, thought it not robbery to be equal with God: But made himself of no reputation, and took upon him the form of a servant, and was made in the likeness of men: And being found in fashion as a man, he humbled himself, and became obedient unto death, even the death of the cross. Wherefore God also hath highly exalted him, and given him a name which is above every name:



2

Define: Jesus

Jesus: Jesus is the Son of God. He is a man who is also God. He lived many years ago, died on a cross to pay for people's sins, and then rose from the grave. (Write the vocabulary word on paper or a marker board for your child. Have your child locate this week's letter.)



3

Trace and Write

Have your child practice tracing the upper and lowercase letters. Then, have them practice writing the letter on their own. Praise them for their good work, and show them where they can improve!



4

Cut-and-Paste

Complete the cut-and-paste activity, putting the letters in order.



5

Pray

End your lessons each day this week asking that the Lord would help you and your child to grasp the importance of what Christ did on the cross. Pray that you would live to please him.

Week 11: Day 3

Parent Instructions



Read Philippians 2:4-9 Look not every man on his own things, but every man also on the things of others. Let this mind be in you, which was also in Christ **Jesus**: Who, being in the form of God, thought it not robbery to be equal with God: But made himself of no reputation, and took upon him the form of a servant, and was made in the likeness of men: And being found in fashion as a man, he humbled himself, and became obedient unto death, even the death of the cross. Wherefore God also hath highly exalted him, and given him a name which is above every name:



Talk About It!

Last week, we talked about how Jesus died on the cross to save people from their sins. This was how he put other's interests above his own. Jesus died a terrible, painful death. When we remember what Jesus did for us, it reminds us to be like Him, to put the interests of other people ahead of our own. Remember: J.O.Y.: Jesus first. Others second. You last.



Trace and Write

Have your child practice tracing the upper and lowercase letters. Then, have them practice writing the letter on their own. Praise them for their good work and show them where they can improve!



Letter Hunt

Use a do-a-dot marker to mark all of the uppercase and lowercase Jj's.



Pray

End your lessons each day this week asking that the Lord would help you and your child to grasp the importance of what Christ did on the cross. Pray that you would live to please him.

Week 11: Day 4

Parent Instructions

1

Read Philippians 2:4-9 Look not every man on his own things, but every man also on the things of others. Let this mind be in you, which was also in Christ **Jesus**: Who, being in the form of God, thought it not robbery to be equal with God: But made himself of no reputation, and took upon him the form of a servant, and was made in the likeness of men: And being found in fashion as a man, he humbled himself, and became obedient unto death, even the death of the cross. Wherefore God also hath highly exalted him, and given him a name which is above every name:

2

Questions?

- Do you know when we celebrate the birth of Jesus?
- Do you know when we celebrate Jesus raising from the dead?
- Why did Jesus come to earth?

3

Practice Writing

Have your child practice writing the upper and lowercase letters on their own. Then, have them circle the best letter on each line. Praise them for their good work, and show them where they can improve!

4

Beginning Sounds

Color the large picture on the page. Talk about each of the other images and the beginning sound of each. Have your child color each picture that begins with the letter.

5

Pray

End your lessons each day this week asking that the Lord would help you and your child to grasp the importance of what Christ did on the cross. Pray that you would live to please him.

Week 12: Day 1

Parent Instructions: This is a review week! We are reviewing the letters F, G, H, I, and J.

1

Read: Philippians 2:4-9 Look not every man on his own things, but every man also on the things of others. Let this mind be in you, which was also in Christ **Jesus**: Who, being in the **form** of God, thought it not robbery to be equal with **God**: But made himself of no **reputation**, and took upon him the form of a servant, and was made in the likeness of men: And being found in fashion as a man, he **humbled** himself, and became obedient unto death, even the death of the cross. Wherefore God also hath highly exalted him, and given him a name which is above every name:

2

Think Back

After having your child recite the verse from memory (with your help if needed), ask it they remember what words you studied over the past several weeks.

F: Form

G: God

H: Humbled

I: Reputation

J: Jesus

3

Practice Tracing

Watch carefully as your child forms each letter being sure that they are using the correct sequence to form their letters. If they struggle to remember, be sure to go over the proper way to form any letters they find difficult. You may need to do some extra practice today if there are any tricky areas.

4

Matching

Match the upper- and lowercase letters.

5

Pray

End your lessons each day this week asking the Lord to help us to be more like Jesus, and help us to desire to serve him.

Week 12: Day 2

Parent Instructions: This is a review week! We are reviewing the letters F, G, H, I, and J.

1

Read: Philippians 2:4-9 Look not every man on his own things, but every man also on the things of others. Let this mind be in you, which was also in Christ **Jesus**: Who, being in the **form** of God, thought it not robbery to be equal with **God**: But made himself of no **reputation**, and took upon him the form of a servant, and was made in the likeness of men: And being found in fashion as a man, he **humbled** himself, and became obedient unto death, even the death of the cross. Wherefore God also hath highly exalted him, and given him a name which is above every name:

2

Review Write these words on a board or paper, and then ask if they remember what the words mean. Talk briefly about the definitions of the words. Write the words on paper or marker board for your child. Have your child locate the letters you studied in each word.

F: Form

G: God

H: Humbled

I: Reputation

J: Jesus

3

Write

Watch carefully as your child forms each letter being sure that they are using the correct sequence to form their letters. If they struggle to remember, be sure to go over the proper way to form any letters they find difficult. You may need to do some extra practice today if there are any tricky areas.

4

Match the Letters

Complete the cut-and-paste activity, putting the letters in order.

5

Pray

End your lessons each day this week asking the Lord to help us to be more like Jesus, and help us to desire to serve him.

Week 12: Day 3

Parent Instructions: This is a review week! We are reviewing the letters F, G, H, I, and J.

1

Read: Philippians 2:4-9 Look not every man on his own things, but every man also on the things of others. Let this mind be in you, which was also in Christ **Jesus**: Who, being in the **form** of God, thought it not robbery to be equal with God: But made himself of no **reputation**, and took upon him the form of a servant, and was made in the likeness of men: And being found in fashion as a man, he **humbled** himself, and became obedient unto death, even the death of the cross. Wherefore God also hath highly exalted him, and given him a name which is above every name:

2

Talk About It! We have been talking a lot about Jesus the last few weeks. We talked about how Jesus is God, and he came down to earth in the form of man. Jesus humbled himself by doing this. He didn't grasp at his own rights, but was a servant. One of the reasons we have been looking at this passage of Scripture is because it tells us about the great things Jesus has done for us. We need to learn to also be humble, to serve others, and to put others first - just like Jesus did when he lived on Earth.

3

Trace and Write

Today your child will begin learning to put letters together to form words. Help your child sound out the words so he or can understand what is being written. Talk about letter spacing with your child. Explain that the letters in the words should be close to each other like the example, but each word should be a penny width apart. You may want to get a penny to demonstrate.

4

Beginning Sounds

Supplies: crayons, markers, or bingo dotters

Directions: Color or mark the circles according to the key.

5

Pray

End your lessons each day this week asking the Lord to help us to be more like Jesus, and help us to desire to serve him.

Week 12: Day 4

Parent Instructions: This is a review week! We are reviewing the letters F, G, H, I, and J.

1

Read: Philippians 2:4-9 Look not every man on his own things, but every man also on the things of others. Let this mind be in you, which was also in Christ **Jesus**: Who, being in the **form** of God, thought it not robbery to be equal with God: But made himself of no **reputation**, and took upon him the form of a servant, and was made in the likeness of men: And being found in fashion as a man, he **humbled** himself, and became obedient unto death, even the death of the cross. Wherefore God also hath highly exalted him, and given him a name which is above every name:

2

Questions?

- What did Jesus do when he came to Earth?
- How did Jesus treat others while he was on Earth?

3

Practice Writing

Today your child will continue to practice putting their letters together into words. Help your child sound out the words so he or she can understand what is being written. Talk about letter spacing with your child. Explain to your child that the letters in the word should be close to each other, but each word should be a penny-width apart.

4

Puzzles

Print on cardstock or laminate. Cut out the puzzles pieces. Have your child match the uppercase, lowercase and beginning sounds to complete the individual puzzles. Save these to use with the rest of the alphabet as the lessons progress.

5

Pray

End your lessons each day this week asking the Lord to help us to be more like Jesus, and help us to desire to serve him.

Week 13: Day 1

Parent Instructions



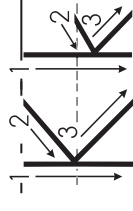
Read **Philippians 2:9-11**

Wherefore God also hath highly exalted him, and given him a name which is above every name: That at the name of Jesus every **knee** should bow, of things in heaven, and things in earth, and things under the earth; And that every tongue should confess that Jesus Christ is Lord, to the glory of God the Father.



Show

Use the diagram to the right to show your child how to properly form the letter on a large whiteboard or chalkboard. If you do not have these, use a large piece of paper.



Practice Tracing

Have your child practice tracing both the upper and lowercase letters on the following page. Pay close attention to their formation of letters and remind them of proper formation as necessary.



Color

Color the large letter and the images that start with the letter. Talk about each of the images and the sounds the letter makes.



Pray

End your lessons each day this week asking the Lord to help you to be humble. That he would help you to understand what it means to bow your knee to Jesus Christ.

Week 13: Day 2

Parent Instructions

1

Read **Philippians 2:9-11**

Wherefore God also hath highly exalted him, and given him a name which is above every name: That at the name of Jesus every **knee** should bow, of things in heaven, and things in earth, and things under the earth; And that every tongue should confess that Jesus Christ is Lord, to the glory of God the Father.

2

Define: **Knee**

Knee: Your knee is the joint between your thigh and your lower leg. (Have your child point to their knee so you can ensure they know what you're talking about. Write the vocabulary word on paper or a marker board for your child. Have your child locate this week's letter.)

3

Trace and Write

Have your child practice tracing the upper and lowercase letters. Then, have them practice writing the letter on their own. Praise them for their good work, and show them where they can improve!

4

Cut-and-Paste

Complete the cut-and-paste activity, putting the letters in order.

5

Pray

End your lessons each day this week asking the Lord to help you to be humble. That he would help you to understand what it means to bow your knee to Jesus Christ.

Week 13: Day 3

Parent Instructions

1

Read Philippians 2:9-11

Wherefore God also hath highly exalted him, and given him a name which is above every name: That at the name of Jesus every **knee** should bow, of things in heaven, and things in earth, and things under the earth; And that every tongue should confess that Jesus Christ is Lord, to the glory of God the Father.

2

Talk About It!

This section of Philippians says that “at the name of Jesus every knee should bow.” One day, everyone, everywhere will acknowledge that Jesus is the Lord of the whole world – that he is the one in charge, and he is God! Everyone will bow down on their knees the way you do if you were bowing down to an important king. We need to give Jesus the love and respect that is due to him as being God.

3

Trace and Write

Have your child practice tracing the upper and lowercase letters. Then, have them practice writing the letter on their own. Praise them for their good work and show them where they can improve!

4

Do-a-Dot

Use do-a-dot markers to color the letter . Alternatively, you can use round stickers in place of the markers.

5

Pray

End your lessons each day this week asking the Lord to help you to be humble. That he would help you to understand what it means to bow your knee to Jesus Christ.

Week 13: Day 4

Parent Instructions



Read **Philippians 2:9-11**

Wherefore God also hath highly exalted him, and given him a name which is above every name: That at the name of Jesus every **knee** should bow, of things in heaven, and things in earth, and things under the earth; And that every tongue should confess that Jesus Christ is Lord, to the glory of God the Father.



Questions?

- Can you show me how to bow?
- Bowing is one way to show Jesus how we love and respect him. What are other ways we can show our love and respect to Jesus?



Practice Writing

Have your child practice writing the upper and lowercase letters on their own. Then, have them circle the best letter on each line. Praise them for their good work, and show them where they can improve!



Beginning Sounds

Color the large picture on the page. Talk about each of the other images and the beginning sound of each. Have your child color each picture that begins with the letter.



Pray

End your lessons each day this week asking the Lord to help you to be humble. That he would help you to understand what it means to bow your knee to Jesus Christ.

Week 14: Day 1

Parent Instructions

1

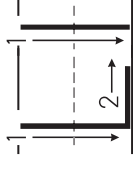
Read **Philippians 2:9-11**

Wherefore God also hath highly exalted him, and given him a name which is above every name: That at the name of Jesus every knee should bow, of things in heaven, and things in earth, and things under the earth; And that every tongue should confess that Jesus Christ is **Lord**, to the glory of God the Father.

2

Show

Use the diagram to the right to show your child how to properly form the letter L on a large whiteboard or chalkboard. If you do not have these, use a large piece of paper.



3

Practice Tracing

Have your child practice tracing both the upper and lowercase letters on the following page. Pay close attention to their formation of letters and remind them of proper formation as necessary.

4

Color

Color the large letter and the images that start with the letter. Talk about each of the images and the sounds the letter makes.


5

Pray

End your lessons each day this week asking God to help you understand what it means that Jesus is Lord and help you to understand how to honor him as Lord of all.

Week 14: Day 2

Parent Instructions



Read Philippians 2:9-11

Wherefore God also hath highly exalted him, and given him a name which is above every name: That at the name of Jesus every knee should bow, of things in heaven, and things in earth, and things under the earth; And that every tongue should confess that Jesus Christ is **Lord**, to the glory of God the Father.



Define: Lord

Lord: A person that has power and influence over someone who can tell others what to do. (Write the vocabulary word on paper or a marker board for your child. Have your child locate this week's letter.)



Trace and Write

Have your child practice tracing the upper and lowercase letters. Then, have them practice writing the letter on their own. Praise them for their good work, and show them where they can improve!



Cut-and-Paste

Complete the cut-and-paste activity, putting the letters in order.



Pray

End your lessons each day this week asking God to help you understand what it means that Jesus is Lord and help you to understand how to honor him as Lord of all.

Week 14: Day 3

Parent Instructions



Read Philippians 2:9-11

Wherefore God also hath highly exalted him, and given him a name which is above every name: That at the name of Jesus every knee should bow, of things in heaven, and things in earth, and things under the earth; And that every tongue should confess that Jesus Christ is **Lord**, to the glory of God the Father.



Talk About It!

Jesus Christ is Lord. This means he is the one in charge. He is the one that should influence us to do good and serve others. Now, God has placed other people in your life and in my life that also tell us what to do. Part of being obedient to him is also being obedient to people like mommies and daddies. But, in the end, you will answer to Jesus. We need to be most concerned with pleasing and honoring him in our lives.



Trace and Write

Have your child practice tracing the upper and lowercase letters. Then, have them practice writing the letter on their own. Praise them for their good work and show them where they can improve!



Letter Activity Page

Use Q-tips to paint the letter. Color the picture, and trace the word.



Pray

End your lessons each day this week asking God to help you understand what it means that Jesus is Lord and help you to understand how to honor him as Lord of all.

Week 14: Day 4

Parent Instructions



Read **Philippians 2:9-11**

Wherefore God also hath highly exalted him, and given him a name which is above every name: That at the name of Jesus every knee should bow, of things in heaven, and things in earth, and things under the earth; And that every tongue should confess that Jesus Christ is **Lord**, to the glory of God the Father.



Questions?

- Who does the Bible say is Lord of all?
- Who are people that are in charge of you?
- If Jesus is Lord, does that mean you don't have to obey these other people? (Remind your child that Ephesians 5 says, "Children obey your parents in the Lord, for this is right.")



Practice Writing

Have your child practice writing the upper and lowercase letters on their own. Then, have them circle the best letter on each line. Praise them for their good work, and show them where they can improve!



Beginning Sounds

Color the large picture on the page. Talk about each of the other images and the beginning sound of each. Have your child color each picture that begins with the letter.



Pray

End your lessons each day this week asking God to help you understand what it means that Jesus is Lord and help you to understand how to honor him as Lord of all.

Week 15: Day 1

Parent Instructions



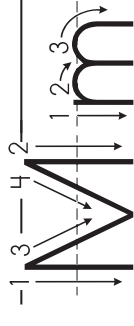
Read **Philippians 2:9-11**

Wherefore God also hath highly exalted him, and given **him** a name which is above every name: That at the name of Jesus every knee should bow, of things in heaven, and things in earth, and things under the earth; And that every tongue should confess that Jesus Christ is Lord, to the glory of God the Father.



Show

Use the diagram to the right to show your child how to properly form the letter on a large whiteboard or chalkboard. If you do not have these, use a large piece of paper.



Practice Tracing

Have your child practice tracing both the upper and lowercase letter on the following page. Pay close attention to their formation of letters and remind them of proper formation as necessary.



Color

Color the large letter and the images that start with the letter. Talk about each of the images and the sounds the letter makes.



Pray

End your lessons each day this week praying that God would help you to understand what Jesus' death on the cross means to each of you personally.

Week 15: Day 2

Parent Instructions

1

Read **Philippians 2:9-11**

Wherefore God also hath highly exalted **him**, and given him a name which is above every name: That at the name of Jesus every knee should bow, of things in heaven, and things in earth, and things under the earth; And that every tongue should confess that Jesus Christ is Lord, to the glory of God the Father.

2

Define: **Him**

Him: Him refers to someone who is a male (boy). In this passage, it is referring to Jesus who came to earth as a male baby. (Write the vocabulary word on paper or a marker board for your child. Have your child locate this week's letter.)

3

Trace and Write

Have your child practice tracing the upper and lowercase letters. Then, have them practice writing the letter on their own. Praise them for their good work, and show them where they can improve!

4

Cut-and-Paste

Complete the cut-and-paste activity, putting the letters in order.

5

Pray

End your lessons each day this week praying that God would help you to understand what Jesus' death on the cross means to each of you personally.

Week 15: Day 3

Parent Instructions



Read **Philippians 2:9-11**

Wherefore God also hath highly exalted **him**, and given him a name which is above every name: That at the name of Jesus every knee should bow, of things in heaven, and things in earth, and things under the earth; And that every tongue should confess that Jesus Christ is Lord, to the glory of God the Father.



Talk About It! When Jesus came to earth, he lived as a real man. When he was a baby, he depended on his mom and dad to eat and be safe. When he was growing up, his parents had to teach him to get dressed, how to read, and even how to write - just like you're learning right now. He experienced pain, just like when you trip and fall. He got tired, hungry, and thirsty, just like you do every day. Even though he was God, he knows exactly what it's like to live like a human being.



Trace and Write

Have your child practice tracing the upper and lowercase letters. Then, have them practice writing the letter on their own. Praise them for their good work and show them where they can improve!



Letter Activity Page

Use Q-tips to paint the letter. Color the picture, and trace the word.



Pray

End your lessons each day this week praying that God would help you to understand what Jesus' death on the cross means to each of you personally.

Week 15: Day 4

Parent Instructions



Read **Philippians 2:9-11**

Wherefore God also hath highly exalted **him**, and given him a name which is above every name: That at the name of Jesus every knee should bow, of things in heaven, and things in earth, and things under the earth; And that every tongue should confess that Jesus Christ is Lord, to the glory of God the Father.



Questions?

- Was Jesus a human being?
- Did Jesus get hungry, tired, and thirsty just like we do?
- If we feel sad or lonely or in pain because something bad is happening, who is in heaven right now who knows what it's like to go through all of that? (Jesus) Can we talk to him about how we feel? (Yes. He understands our weaknesses.)



Practice Writing

Have your child practice writing the upper and lowercase letters on their own. Then, have them circle the best letter on each line. Praise them for their good work, and show them where they can improve!



Beginning Sounds

Color the large picture on the page. Talk about each of the other images and the beginning sound of each. Have your child color each picture that begins with the letter.



Pray

End your lessons each day this week praying that God would help you to understand what Jesus' death on the cross means to each of you personally.

Week 16: Day 1

Parent Instructions

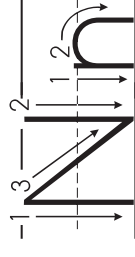
1

Read [Philippians 2:9-13](#) Therefore God has highly exalted him and bestowed on him the **name** that is above every name, so that at the name of Jesus every knee should bow, in heaven and on earth and under the earth, and every tongue confess that Jesus Christ is Lord, to the glory of God the Father. Wherefore, my beloved, as ye have always obeyed, not as in my presence only, but now much more in my absence, work out your own salvation with fear and trembling. For it is God which worketh in you both to will and to do of his good pleasure.

2

Show

Use the diagram to the right to show your child how to properly form the letter on a large whiteboard or chalkboard. If you do not have these, use a large piece of paper.



3

Practice Tracing

Have your child practice tracing both the upper and lowercase letters on the following page. Pay close attention to their formation of letters and remind them of proper formation as necessary.

4

Color

Color the large letter and the images that start with the letter. Talk about each of the images and the sounds the letter makes.

5

Pray

Pray after each lesson that God would help you to remember Jesus' obedience and that, because of his obedience, he was exalted above every other person. Pray that we would learn to be obedient to our God-given authorities as well as to God himself.

Week 16: Day 2

Parent Instructions



Read Philippians 2:9-13 Therefore God has highly exalted him and bestowed on him the **name** that is above every name, so that at the name of Jesus every knee should bow, in heaven and on earth and under the earth, and every tongue confess that Jesus Christ is Lord, to the glory of God the Father. Wherefore, my beloved, as ye have always obeyed, not as in my presence only, but now much more in my absence, work out your own salvation with fear and trembling. For it is God which worketh in you both to will and to do of his good pleasure.



Define: Name

Name: Everything in the world has a name. This is what a person or animal is known by, its name. (Write the vocabulary word on paper or a marker board for your child. Have your child locate this week's letter.)



Trace and Write

Have your child practice tracing the upper and lowercase letters. Then, have them practice writing the letter on their own. Praise them for their good work, and show them where they can improve!



Cut-and-Paste

Complete the cut-and-paste activity, putting the letters in order.



Pray

Pray after each lesson that God would help you to remember Jesus' obedience and that, because of his obedience, he was exalted above every other person. Pray that we would learn to be obedient to our God-given authorities as well as to God himself.

Week 16: Day 3

Parent Instructions

1

Read Philippians 2:9-13 Therefore God has highly exalted him and bestowed on him the **name** that is above every name, so that at the name of Jesus every knee should bow, in heaven and on earth and under the earth, and every tongue confess that Jesus Christ is Lord, to the glory of God the Father. Wherefore, my beloved, as ye have always obeyed, not as in my presence only, but now much more in my absence, work out your own salvation with fear and trembling. For it is God which worketh in you both to will and to do of his good pleasure.

2

Talk About It! Our scripture passage says that Jesus' name is "above every name." This means that Jesus is the master of the whole world! This is the same thing as saying Jesus is Lord. God the Father made Jesus master of the world because he was obedient and did what he was supposed to do when he came to earth. He was obedient coming as a baby. He was obedient when he grew up, and he was obedient while he was dying on the cross.

3

Trace and Write

Have your child practice tracing the upper and lowercase letters. Then, have them practice writing the letter on their own. Praise them for their good work and show them where they can improve!

4

Letter Maze

Help the hammer get to the nail by tracing a path of Nn's.

5

Pray

Pray after each lesson that God would help you to remember Jesus' obedience and that, because of his obedience, he was exalted above every other person. Pray that we would learn to be obedient to our God-given authorities as well as to God himself.

Week 16: Day 4

Parent Instructions



Read Philippians 2:9-13 Therefore God has highly exalted him and bestowed on him the **name** that is above every name, so that at the name of Jesus every knee should bow, in heaven and on earth and under the earth, and every tongue confess that Jesus Christ is Lord, to the glory of God the Father. Wherefore, my beloved, as ye have always obeyed, not as in my presence only, but now much more in my absence, work out your own salvation with fear and trembling. For it is God which worketh in you both to will and to do of his good pleasure.



Questions?

- What does it mean when the Bible says that Jesus' name is "above every name"?
- What are some ways we can show honor to Jesus as the Lord of the whole world?



Practice Writing

Have your child practice writing the upper and lowercase letters on their own. Then, have them circle the best letter on each line. Praise them for their good work, and show them where they can improve!



Beginning Sounds

Color the large picture on the page. Talk about each of the other images and the beginning sound of each. Have your child color each picture that begins with the letter.



Pray

Pray after each lesson that God would help you to remember Jesus' obedience and that, because of his obedience, he was exalted above every other person. Pray that we would learn to be obedient to our God-given authorities as well as to God himself.

Week 17: Day 1

Parent Instructions

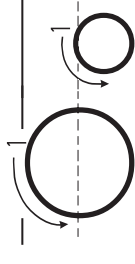
1

Read Philippians 2:9-13 Therefore God has highly exalted him and bestowed on him the name that is above every name, so that at the name of Jesus every knee should bow, in heaven and on earth and under the earth, and every tongue confess that Jesus Christ is Lord, to the glory of God the Father. Wherefore, my beloved, as ye have always **obeyed**, not as in my presence only, but now much more in my absence, work out your own salvation with fear and trembling. For it is God which worketh in you both to will and to do of his good pleasure.

2

Show

Use the diagram to the right to show your child how to properly form the letter on a large whiteboard or chalkboard. If you do not have these, use a large piece of paper.



3

Practice Tracing

Have your child practice tracing both the upper and lowercase letters on the following page. Pay close attention to their formation of letters and remind them of proper formation as necessary.

4

Color

Color the large letter and the images that start with the letter. Talk about each of the images and the sounds the letter makes.

5

Pray

The week spend time praying after each lesson that God would help you understand what obedience is and that he would work in your hearts to desire obedience.

Week 17: Day 2

Parent Instructions

1

Read Philippians 2:9-13 Therefore God has highly exalted him and bestowed on him the name that is above every name, so that at the name of Jesus every knee should bow, in heaven and on earth and under the earth, and every tongue confess that Jesus Christ is Lord, to the glory of God the Father. Wherefore, my beloved, as ye have always **obeyed**, not as in my presence only, but now much more in my absence, work out your own salvation with fear and trembling. For it is God which worketh in you both to will and to do of his good pleasure.

2

Define: Obey

Obey: When a person obeys, it means they do what they are told to do. (Write the vocabulary word on paper or a marker board for your child. Have your child locate this week's letter.)

3

Trace and Write

Have your child practice tracing the upper and lowercase letters. Then, have them practice writing the letter on their own. Praise them for their good work, and show them where they can improve!

4

Cut-and-Paste

Complete the cut-and-paste activity, putting the letters in order.

5

Pray

The week spend time praying after each lesson that God would help you understand what obedience is and that he would work in your hearts to desire obedience.

Week 17: Day 3

Parent Instructions



Read Philippians 2:9-13 Therefore God has highly exalted him and bestowed on him the name that is above every name, so that at the name of Jesus every knee should bow, in heaven and on earth and under the earth, and every tongue confess that Jesus Christ is Lord, to the glory of God the Father. Wherefore, my beloved, as ye have always **obeyed**, not as in my presence only, but now much more in my absence, work out your own salvation with fear and trembling. For it is God which worketh in you both to will and to do of his good pleasure.



Talk About It! When Jesus was on the earth he obeyed God completely. He did not sin at all! In this letter, written by Paul, he is encouraging the people in the church to be obedient. We need to continue to pray that God will give us a desire to be obedient. We live in a sinful body that often desires to do be selfish and do things we shouldn't, but with God's help we can choose to do right.



Trace and Write

Have your child practice tracing the upper and lowercase letters. Then, have them practice writing the letter on their own. Praise them for their good work and show them where they can improve!



Letter Activity Page

Use Q-tips to paint the letter. Color the picture, and trace the word.



Pray

The week spend time praying after each lesson that God would help you understand what obedience is and that he would work in your hearts to desire obedience.

Week 17: Day 4

Parent Instructions

1

Read Philippians 2:9-13 Therefore God has highly exalted him and bestowed on him the name that is above every name, so that at the name of Jesus every knee should bow, in heaven and on earth and under the earth, and every tongue confess that Jesus Christ is Lord, to the glory of God the Father. Wherefore, my beloved, as ye have always **obeyed**, not as in my presence only, but now much more in my absence, work out your own salvation with fear and trembling. For it is God which worketh in you both to will and to do of his good pleasure.

2

Questions?

- Was Jesus obedient to God while he was on earth?
- How did Jesus obey God while he was on earth?
- When is it hard for you to obey?

3

Practice Writing

Have your child practice writing the upper and lowercase letters on their own. Then, have them circle the best letter on each line. Praise them for their good work, and show them where they can improve!

4

Beginning Sounds

Color the large picture on the page. Talk about each of the other images and the beginning sound of each. Have your child color each picture that begins with the letter.

5

Pray

The week spend time praying after each lesson that God would help you understand what obedience is and that he would work in your hearts to desire obedience.

Week 18: Day 1

Parent Instructions

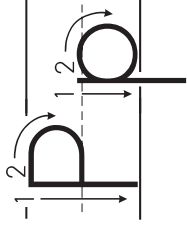
1

Read Philippians 2:9-13 Therefore God has highly exalted him and bestowed on him the name that is above every name, so that at the name of Jesus every knee should bow, in heaven and on earth and under the earth, and every tongue confess that Jesus Christ is Lord, to the glory of God the Father. Wherefore, my beloved, as ye have always obeyed, not as in my presence only, but now much more in my absence, work out your own salvation with fear and trembling. For it is God which worketh in you both to will and to do of his good **pleasure**.

2

Show

Use the diagram to the right to show your child how to properly form the letter on a large whiteboard or chalkboard. If you do not have these, use a large piece of paper.



3

Practice Tracing

Have your child practice tracing both the upper and lowercase letters on the following page. Pay close attention to their formation of letters and remind them of proper formation as necessary.

4

Color

Color the large letter and the images that start with the letter. Talk about each of the images and the sounds the letter makes.

5

Pray

This week, spend time praying after each lesson that you would learn how to please God in your thoughts, words, and deeds.

Week 18: Day 2

Parent Instructions

1

Read Philippians 2:9-13 Therefore God has highly exalted him and bestowed on him the name that is above every name, so that at the name of Jesus every knee should bow, in heaven and on earth and under the earth, and every tongue confess that Jesus Christ is Lord, to the glory of God the Father. Wherefore, my beloved, as ye have always obeyed, not as in my presence only, but now much more in my absence, work out your own salvation with fear and trembling. For it is God which worketh in you both to will and to do of his good **pleasure**.

2

Define: Pleasure

Pleasure: Pleasure is a feeling of happiness or enjoyment. (Write the vocabulary word on paper or a marker board for your child. Have your child locate this week's letter.)

3

Trace and Write

Have your child practice tracing the upper and lowercase letters. Then, have them practice writing the letter on their own. Praise them for their good work, and show them where they can improve!

4

Cut-and-Paste

Complete the cut-and-paste activity, putting the letters in order.

5

Pray

This week, spend time praying after each lesson that you would learn how to please God in your thoughts, words, and deeds.

Week 18: Day 3

Parent Instructions



Read Philippians 2:9-13 Therefore God has highly exalted him and bestowed on him the name that is above every name, so that at the name of Jesus every knee should bow, in heaven and on earth and under the earth, and every tongue confess that Jesus Christ is Lord, to the glory of God the Father. Wherefore, my beloved, as ye have always obeyed, not as in my presence only, but now much more in my absence, work out your own salvation with fear and trembling. For it is God which worketh in you both to will and to do of his good **pleasure**.



Talk About It! Did you know that when you obey God and do good works, you bring Him pleasure? You make God happy when you are obedient. Doing good works does not save us from our sins, but if Christ has forgiven us of all our sins, then when we do good we please God. This is just like when you obey mommy and daddy: you are our child no matter how you behave, and we love you no matter what. But, when you obey us, you make us happy.



Trace and Write

Have your child practice tracing the upper and lowercase letters. Then, have them practice writing the letter on their own. Praise them for their good work and show them where they can improve!



Color-by-Letter

Use the key to color the picture.



Pray

This week, spend time praying after each lesson that you would learn how to please God in your thoughts, words, and deeds.

Week 18: Day 4

Parent Instructions



Read Philippians 2:9-13 Therefore God has highly exalted him and bestowed on him the name that is above every name, so that at the name of Jesus every knee should bow, in heaven and on earth and under the earth, and every tongue confess that Jesus Christ is Lord, to the glory of God the Father. Wherefore, my beloved, as ye have always obeyed, not as in my presence only, but now much more in my absence, work out your own salvation with fear and trembling. For it is God which worketh in you both to will and to do of his good **pleasure**.



Questions?

- What are some ways you make mommy and daddy happy?
- What can you do to make God happy?
- Will doing good things earn our forgiveness? (no)



Practice Writing

Have your child practice writing the upper and lowercase letters on their own. Then, have them circle the best letter on each line. Praise them for their good work, and show them where they can improve!



Beginning Sounds

Color the large picture on the page. Talk about each of the other images and the beginning sound of each. Have your child color each picture that begins with the letter.



Pray

This week, spend time praying after each lesson that you would learn how to please God in your thoughts, words, and deeds.

Week 19: Day 1

Parent Instructions: This is a review week! We are reviewing the letters K, L, M, N, O, and P.



Read: Philippians 2:9-13

Therefore God has highly exalted **him** and bestowed on him the name above every name, so that at the name of Jesus every **knee** should bow, in heaven and on earth and under the earth, and every tongue confess that Jesus Christ is **Lord**, to the glory of God the Father. Wherefore, my beloved, as ye have always **obeyed**, not as in my presence only, but now much more in my absence, work out your own salvation with fear and trembling. For it is God which worketh in you both to will and to do of his good **pleasure**.



Think Back

After having your child recite the verse from memory (with your help if needed), ask it they remember what words you studied over the past several weeks.

K: Knee

L: Lord

M: Him

N: Name

O: Obey

P: Pleasure



Practice Tracing

Watch carefully as your child forms each letter being sure that they are using the correct sequence to form their letters. If they struggle to remember, be sure to go over the proper way to form any letters they find difficult. You may need to do some extra practice today if there are any tricky areas.



Matching

Match the upper- and lowercase letters.



Pray

End your lessons each day this week asking the Lord to help us learn to honor and obey him. Pray that we would bring pleasure to God as we remember how Jesus obeyed God.

Week 19: Day 2

Parent Instructions : This is a review week! We are reviewing the letters K, L, M, N, O, and P.



Read: **Philippians 2:9-13**

Therefore God has highly exalted **him** and bestowed on him the name above every name, so that at the name of Jesus every **knee** should bow, in heaven and on earth and under the earth, and every tongue confess that Jesus Christ is **Lord**, to the glory of God the Father. Wherefore, my beloved, as ye have always **obeyed**, not as in my presence only, but now much more in my absence, work out your own salvation with fear and trembling. For it is God which worketh in you both to will and to do of his good **pleasure**.



Review

Write these words on a board or paper, and then ask if they remember what the words mean. Talk briefly about the definitions of the words.

K: Knee

L: Lord

M: Him

N: Name

O: Obey

P: Pleasure



Write

Watch carefully as your child forms each letter being sure that they are using the correct sequence to form their letters. If they struggle to remember, be sure to go over the proper way to form any letters they find difficult. You may need to do some extra practice today if there are any tricky areas.



Match the Letters

Complete the cut-and-paste activity, putting the letters in order.



Pray

End your lessons each day this week asking the Lord to help us learn to honor and obey him. Pray that we would bring pleasure to God as we remember how Jesus obeyed God.

Week 19: Day 3

Parent Instructions: This is a review week! We are reviewing the letters K, L, M, N, O, and P.

1 **Read: Philippians 2:9-13**

Therefore God has highly exalted **him** and bestowed on him the name above every name, so that at the name of Jesus every **knee** should bow, in heaven and on earth and under the earth, and every tongue confess that Jesus Christ is **Lord**, to the glory of God the Father. Wherefore, my beloved, as ye have always **obeyed**, not as in my presence only, but now much more in my absence, work out your own salvation with fear and trembling. For it is God which worketh in you both to will and to do of his good **pleasure**.

2 **Talk About It!**

Jesus gave us the perfect example of what honoring and obeying God looks like when he lived here on earth. That's one reason it's so important to read our Bible and know what his life was like. There are several books in our Bible that talk all about Jesus' life. We need to strive to live like Jesus. We should serve those around us, be obedient to God and our parents, and love God with our whole hearts.

3 **Trace and Write**

Today your child will begin learning to put letters together to form words. Help your child sound out the words so he or can understand what is being written. Talk about letter spacing with your child. Explain that the letters in the words should be close to each other like the example, but each word should be a penny width apart. You may want to get a penny to demonstrate.

4 **Beginning Sounds**

Supplies: crayons, markers, or bingo dotters

Directions: Color or mark the circles according to the key.

5 **Pray**

End your lesson each day this week asking the Lord to help us learn to honor and obey him. Pray that we would bring pleasure to God as we remember how Jesus obeyed God.

Week 19: Day 4

Parent Instructions: This is a review week! We are reviewing the letters K, L, M, N, O and P.



Read: Philipians 2:9-13

Therefore God has highly exalted **him** and bestowed on him the name above every name, so that at the name of Jesus every **knee** should bow, in heaven and on earth and under the earth, and every tongue confess that Jesus Christ is **Lord**, to the glory of God the Father. Wherefore, my beloved, as ye have always **obeyed**, not as in my presence only, but now much more in my absence, work out your own salvation with fear and trembling. For it is God which worketh in you both to will and to do of his good **pleasure**.



Questions?

- Who was the perfect example of honoring and obeying God?
- What can we read that tells us all about Jesus' life?



Practice Writing

Today your child will continue to practice putting their letters together into words. Help your child sound out the words so he or she can understand what is being written. Talk about letter spacing with your child. Explain to your child that the letters in the word should be close to each other, but each word should be a penny-width apart.



Puzzles

Print on cardstock or laminate. Cut out the puzzles pieces. Have your child match the uppercase, lowercase and beginning sounds to complete the individual puzzles. Save these to use with the rest of the alphabet as the lessons progress.



Pray

End your lesson each day this week asking the Lord to help us learn to honor and obey him. Pray that we would bring pleasure to God as we remember how Jesus obeyed God.

Week 20: Day 1

Parent Instructions

1

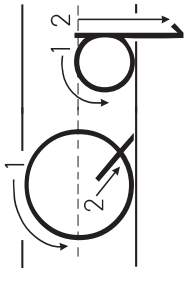
This week we look back at a previously covered section, **Philippians 2:4-6**. Use this as a time to review what you've memorized so far.

Let each of you look not only to his own interests, but also to the interests of others. Have this mind among yourselves, which is yours in Christ Jesus, who, though he was in the form of God, did not count **equality** with God a thing to be grasped.

2

Show

Use the diagram to the right to show your child how to properly form the letter on a large whiteboard or chalkboard. If you do not have these, use a large piece of paper.



3

Practice Tracing

Have your child practice tracing both the upper and lowercase letters on the following page. Pay close attention to their formation of letters and remind them of proper formation as necessary.

4

Color

Color the large letter and the images that start with the letter. Talk about each of the images and the sounds the letter makes.

5

Pray

This week, spend time praying after each lesson that you would learn to worship Jesus as one who is equal to God in every way.

Week 20: Day 2

Parent Instructions

1

This week we look back at a previously covered section, **Philippians 2:4-6**. Use this as a time to review what you've memorized so far.

Let each of you look not only to his own interests, but also to the interests of others. Have this mind among yourselves, which is yours in Christ Jesus, who, though he was in the form of God, did not count **equality** with God a thing to be grasped.

2

Define: Equality

Equality: Having the same status, nature, or rank. (Write the vocabulary word on paper or a marker board for your child. Have your child locate this week's letter.)

3

Trace and Write

Have your child practice tracing the upper and lowercase letters. Then, have them practice writing the letter on their own. Praise them for their good work, and show them where they can improve!

4

Cut-and-Paste

Complete the cut-and-paste activity, putting the letters in order.

5

Pray

This week, spend time praying after each lesson that you would learn to worship Jesus as one who is equal to God in every way.

Week 20: Day 3

Parent Instructions

1

This week we look back at a previously covered section, **Philippians 2:4-6**. Use this as a time to review what you've memorized so far.

Let each of you look not only to his own interests, but also to the interests of others. Have this mind among yourselves, which is yours in Christ Jesus, who, though he was in the form of God, did not count **equality** with God a thing to be grasped.

2

Talk About It! Before He came to earth, the Son of God had equality with God. This means He was worshipped right alongside God the Father and God the Holy Spirit. They were all honored the same amount. They were all glorious and majestic. But God the Son agreed to come to Earth and live as a human being. This meant letting go of the privileges He had as God. He came to experience all the pains and problems of life here on earth and then died a painful death on the cross. While Jesus did this, He was still God, but He also lived as a human on Earth. He obeyed God the Father as a perfect human being.

3

Trace and Write

Have your child practice tracing the upper and lowercase letters. Then, have them practice writing the letter on their own. Praise them for their good work and show them where they can improve!

4

Color-by-Letter

Use the key to color the letter.

5

Pray

This week, spend time praying after each lesson that you would learn to worship Jesus as one who is equal to God in every way.

Week 20: Day 4

Parent Instructions



This week we look back at a previously covered section, Philippians 2:4-6. Use this as a time to review what you've memorized so far.

Let each of you look not only to his own interests, but also to the interests of others. Have this mind among yourselves, which is yours in Christ Jesus, who, though he was in the form of God, did not count **equality** with God a thing to be grasped.



Questions?

- What are the ways Jesus is equal to God the Father? (Think of all the attributes of God and remind your child Jesus has all of them, as well.)
- Did Jesus cling to his equality to God and stay in heaven, or did he come to Earth?



Practice Writing

Have your child practice writing the upper and lowercase letters on their own. Then, have them circle the best letter on each line. Praise them for their good work, and show them where they can improve!



Beginning Sounds

Color the large picture on the page. Talk about each of the other images and the beginning sound of each. Have your child color each picture that begins with the letter.



Pray

This week, spend time praying after each lesson that you would learn to worship Jesus as one who is equal to God in every way.

Week 21: Day 1

Parent Instructions



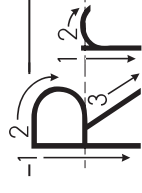
Read **Philippians 2:14-16**

Do all things without murmurings and disputings: That ye may be blameless and harmless, the sons of God, without **rebuke**, in the midst of a crooked and perverse nation, among whom ye shine as lights in the world; Holding forth the word of life; that I may rejoice in the day of Christ, that I have not run in vain, neither laboured in vain.



Show

Use the diagram to the right to show your child how to properly form the letter on a large whiteboard or chalkboard. If you do not have these, use a large piece of paper.



Practice Tracing

Have your child practice tracing both the upper and lowercase letters on the following page. Pay close attention to their formation of letters and remind them of proper formation as necessary.



Color

Color the large letter and the images that start with the letter. Talk about each of the images and the sounds the letter makes.



Pray

This week, spend time praying after each lesson that you would learn not to grumble but instead to be thankful.

Week 21: Day 2

Parent Instructions



Read **Philippians 2:14-16**

Do all things without murmurings and disputings: That ye may be blameless and harmless, the sons of God, without **rebuke**, in the midst of a crooked and perverse nation, among whom ye shine as lights in the world; Holding forth the word of life; that I may rejoice in the day of Christ, that I have not run in vain, neither laboured in vain.



Define: **Rebuke**

Rebuke: To reprimand or express disapproval of. (Write the vocabulary word on paper or a marker board for your child. Have your child locate this week's letter.)



Trace and Write

Have your child practice tracing the upper and lowercase letters. Then, have them practice writing the letter on their own. Praise them for their good work, and show them where they can improve!



Cut-and-Paste

Complete the cut-and-paste activity, putting the letters in order.



Pray

This week, spend time praying after each lesson that you would learn not to grumble but instead to be thankful.

Week 21: Day 3

Parent Instructions



Read **Philippians 2:14-16**

Do all things without murmurings and disputings: That ye may be blameless and harmless, the sons of God, without **rebuke**, in the midst of a crooked and perverse nation, among whom ye shine as lights in the world; Holding forth the word of life; that I may rejoice in the day of Christ, that I have not run in vain, neither laboured in vain.



Talk About It! In this passage of Scripture, we are told that we should live like children of God. This means we should act the way God acts, love the way God loves. That way when others in the world look at us they think, "Wow, there's something different about you." The problem is we still struggle with sin, and for many Christians, one of those sins is grumbling. When we grumble and complain, it shows other people that we aren't very thankful for what we have. When we grumble, we look sad or angry. Instead of grumbling, we should be thankful for what we have and all that God has done for us.



Trace and Write

Have your child practice tracing the upper and lowercase letters. Then, have them practice writing the letter on their own. Praise them for their good work and show them where they can improve!



Do-a-Dot

Use do-a-dot markers to color the letter. Alternatively, you can use round stickers in place of the markers.



Pray

This week, spend time praying after each lesson that you would learn not to grumble but instead to be thankful.

Week 21: Day 4

Parent Instructions



Read **Philippians 2:14-16**

Do all things without murmurings and disputings: That ye may be blameless and harmless, the sons of God, without **rebuke**, in the midst of a crooked and perverse nation, among whom ye shine as lights in the world; Holding forth the word of life; that I may rejoice in the day of Christ, that I have not run in vain, neither laboured in vain.



Questions?

- What is grumbling? Can you show me what grumbling looks and sounds like?
- When you grumble, why do you do it? What are you thinking about when you grumble?
- What should we be thinking about instead so we don't grumble?



Practice Writing

Have your child practice writing the upper and lowercase letters on their own. Then, have them circle the best letter on each line. Praise them for their good work, and show them where they can improve!



Beginning Sounds

Color the large picture on the page. Talk about each of the other images and the beginning sound of each. Have your child color each picture that begins with the letter.



Pray

This week, spend time praying after each lesson that you would learn not to grumble but instead to be thankful.

Week 22: Day 1

Parent Instructions

1


Read **Philippians 2:14-16**

Do all things without murmurings and disputings: That ye may be blameless and harmless, the sons of God, without rebuke, in the midst of a crooked and perverse nation, among whom ye **shine** as lights in the world; Holding forth the word of life; that I may rejoice in the day of Christ, that I have not run in vain, neither laboured in vain.

2

Show

Use the diagram to the right to show your child how to properly form the letter on a large whiteboard or chalkboard. If you do not have these, use a large piece of paper.



3

Practice Tracing

Have your child practice tracing both the upper and lowercase letters on the following page. Pay close attention to their formation of letters and remind them of proper formation as necessary.

4

Color

Color the large letter and the images that start with the letter. Talk about each of the images and the sounds the letter makes.

5

Pray

This week, spend time praying after each lesson that you would learn how to live differently in a world where people are cruel, mean, or selfish.

Week 22: Day 2

Parent Instructions

1

Read **Philippians 2:14-16**

Do all things without murmurings and disputings: That ye may be blameless and harmless, the sons of God, without rebuke, in the midst of a crooked and perverse nation, among whom ye **shine** as lights in the world; Holding forth the word of life; that I may rejoice in the day of Christ, that I have not run in vain, neither laboured in vain.

2

Define: **Shine**

Shine: To emit or reflect light. (Write the vocabulary word on paper or a marker board for your child. Have your child locate this week's letter.)

3

Trace and Write

Have your child practice tracing the upper and lowercase letters. Then, have them practice writing the letter on their own. Praise them for their good work, and show them where they can improve!

4

Cut-and-Paste

Complete the cut-and-paste activity, putting the letters in order.

5

Pray

This week, spend time praying after each lesson that you would learn how to live differently in a world where people are cruel, mean, or selfish.

Week 22: Day 3

Parent Instructions



Read **Philippians 2:14-16**

Do all things without murmurings and disputings: That ye may be blameless and harmless, the sons of God, without rebuke, in the midst of a crooked and perverse nation, among whom ye **shine** as lights in the world; Holding forth the word of life; that I may rejoice in the day of Christ, that I have not run in vain, neither laboured in vain.



Talk About It! A candle looks bright if you light it in a completely dark room. The Bible says we are like lights shining in a dark world. This means the world around us is disobedient to God. People in the world don't love God or serve God. People are often selfish and mean. But when we live differently, we are like a light shining in a dark room. People will notice that we live in a different way - that we don't grumble, complain, or act selfishly. When people notice this, we can talk to them about God.



Trace and Write

Have your child practice tracing the upper and lowercase letters. Then, have them practice writing the letter on their own. Praise them for their good work and show them where they can improve!



Letter Activity Page

Use Q-tips to paint the letter. Color the picture, and trace the word.



Pray

This week, spend time praying after each lesson that you would learn how to live differently in a world where people are cruel, mean, or selfish.

Week 22: Day 4

Parent Instructions



Read **Philippians 2:14-16**

Do all things without murmurings and disputings: That ye may be blameless and harmless, the sons of God, without rebuke, in the midst of a crooked and perverse nation, among whom ye **shine** as lights in the world; Holding forth the word of life; that I may rejoice in the day of Christ, that I have not run in vain, neither laboured in vain.



Questions?

- When someone doesn't know or love God, can they obey Him and His law?
- Should Christians live exactly like the rest of the world does, or should we live differently?
- How should we live differently?



Practice Writing

Have your child practice writing the upper and lowercase letters on their own. Then, have them circle the best letter on each line. Praise them for their good work, and show them where they can improve!



Beginning Sounds

Color the large picture on the page. Talk about each of the other images and the beginning sound of each. Have your child color each picture that begins with the letter.



Pray

This week, spend time praying after each lesson that you would learn how to live differently in a world where people are cruel, mean, or selfish.

Week 23: Day 1

Parent Instructions

1

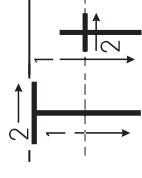
Read **Philippians 2:14-16**

Do all things without murmurings and **disputings**: That ye may be blameless and harmless, the sons of God, without rebuke, in the midst of a crooked and perverse nation, among whom ye shine as lights in the world; Holding forth the word of life; that I may rejoice in the day of Christ, that I have not run in vain, neither laboured in vain.

2

Show

Use the diagram to the right to show your child how to properly form the letter on a large whiteboard or chalkboard. If you do not have these, use a large piece of paper.



3

Practice Tracing

Have your child practice tracing both the upper and lowercase letters on the following page. Pay close attention to their formation of letters and remind them of proper formation as necessary.

4

Color

Color the large letter and the images that start with the letter. Talk about each of the images and the sounds the letter makes.

5

Pray

This week, spend time praying after each lesson that you would learn to be different than the rest of the world, not using things for evil purposes but for good.

Week 23: Day 2

Parent Instructions

1

Read **Philippians 2:14-16**

Do all things without murmurings and **disputings**: That ye may be blameless and harmless, the sons of God, without rebuke, in the midst of a crooked and perverse nation, among whom ye shine as lights in the world; Holding forth the word of life; that I may rejoice in the day of Christ, that I have not run in vain, neither laboured in vain.

2

Define: Dispute

Dispute: Disputing is fighting or arguing about something. (Write the vocabulary word on paper or a marker board for your child. Have your child locate this week's letter.)

3

Trace and Write

Have your child practice tracing the upper and lowercase letters. Then, have them practice writing the letter on their own. Praise them for their good work, and show them where they can improve!

4

Cut-and-Paste

Complete the cut-and-paste activity, putting the letters in order.

5

Pray

This week, spend time praying after each lesson that you would learn to be different than the rest of the world, not using things for evil purposes but for good.

Week 23: Day 3

Parent Instructions



Read **Philippians 2:14-16**

Do all things without murmurings and **disputings**: That ye may be blameless and harmless, the sons of God, without rebuke, in the midst of a crooked and perverse nation, among whom ye shine as lights in the world; Holding forth the word of life; that I may rejoice in the day of Christ, that I have not run in vain, neither laboured in vain.



Talk About It! This Bible passage says we live in a crooked and twisted generation, and that means full of sinful people who like to take the good things God made and use them for bad purposes. The metal we use to build a house is the same metal we use to make weapons that kill people. The mouths God gave us to speak encouraging things to people are the same mouths we use to say mean things. God created good things for our pleasure, but because of sin we can misuse them - we twist them into something God doesn't want.



Trace and Write

Have your child practice tracing the upper and lowercase letters. Then, have them practice writing the letter on their own. Praise them for their good work and show them where they can improve!



Letter Maze

Help the tiger find the tree by following the path of T's.



Pray

This week, spend time praying after each lesson that you would learn to be different than the rest of the world, not using things for evil purposes but for good.

Week 23: Day 4

Parent Instructions



Read **Philippians 2:14-16**

Do all things without murmurings and **disputings**: That ye may be blameless and harmless, the sons of God, without rebuke, in the midst of a crooked and perverse nation, among whom ye shine as lights in the world; Holding forth the word of life; that I may rejoice in the day of Christ, that I have not run in vain, neither laboured in vain.



Questions?

- Who's the one who created all the good things we have in the world?
- Who created our hands? What are good things we can do with our hands?
- What are bad things we can do with our hands?



Practice Writing

Have your child practice writing the upper and lowercase letters on their own. Then, have them circle the best letter on each line. Praise them for their good work, and show them where they can improve!



Beginning Sounds

Color the large picture on the page. Talk about each of the other images and the beginning sound of each. Have your child color each picture that begins with the letter.



Pray

This week, spend time praying after each lesson that you would learn to be different than the rest of the world, not using things for evil purposes but for good.

Week 24: Day 1

Parent Instructions



Read Philippians 2:14-18 Do all things without **murmurings** and disputings: That ye may be blameless and harmless, the sons of God, without rebuke, in the midst of a crooked and perverse nation, among whom ye shine as lights in the world; Holding forth the word of life; that I may rejoice in the day of Christ, that I have not run in vain, neither laboured in vain. Yea, and if I be offered upon the sacrifice and service of your faith, I joy, and rejoice with you all. For the same cause also do ye joy, and rejoice with me.



Show

Use the diagram to the right to show your child how to properly form the letter on a large whiteboard or chalkboard. If you do not have these, use a large piece of paper.



Practice Tracing

Have your child practice tracing both the upper and lowercase letters on the following page. Pay close attention to their formation of letters and remind them of proper formation as necessary.



Color

Color the large letter and the images that start with the letter. Talk about each of the images and the sounds the letter makes.



Pray

This week, spend time praying after each lesson that you would learn not to argue or fight with each other, but treat each other with love and respect.

Week 24: Day 2

Parent Instructions

1

Read Philippians 2:14-18 Do all things without **murmurings** and disputings: That ye may be blameless and harmless, the sons of God, without rebuke, in the midst of a crooked and perverse nation, among whom ye shine as lights in the world; Holding forth the word of life; that I may rejoice in the day of Christ, that I have not run in vain, neither laboured in vain. Yea, and if I be offered upon the sacrifice and service of your faith, I joy, and rejoice with you all. For the same cause also do ye joy, and rejoice with me.

2

Define: Murmur

Murmur: Quietly expressing discontentedness and displeasure. (Write the vocabulary word on paper or a marker board for your child. Have your child locate this week's letter.)

3

Trace and Write

Have your child practice tracing the upper and lowercase letters. Then, have them practice writing the letter on their own. Praise them for their good work, and show them where they can improve!

4

Cut-and-Paste

Complete the cut-and-paste activity, putting the letters in order.

5

Pray

This week, spend time praying after each lesson that you would learn not to argue or fight with each other, but treat each other with love and respect.

Week 24: Day 3

Parent Instructions



Read Philippians 2:14-18 Do all things without **murmurings** and disputings: That ye may be blameless and harmless, the sons of God, without rebuke, in the midst of a crooked and perverse nation, among whom ye shine as lights in the world; Holding forth the word of life; that I may rejoice in the day of Christ, that I have not run in vain, neither laboured in vain. Yea, and if I be offered upon the sacrifice and service of your faith, I joy, and rejoice with you all. For the same cause also do ye joy, and rejoice with me.



Talk About It! It is normal for people to disagree about things. I might think the best color is blue, but you might think the best color is red or green. We are allowed to have different opinions. But we shouldn't get into arguments about our opinions. If you disagree with someone about something - especially if it isn't a big deal - you shouldn't argue with them and fight about it. Instead of fighting, we should think about ways we can be at peace with each other; then we will really be acting like God's children. Jesus became a man, he existed as God.



Trace and Write

Have your child practice tracing the upper and lowercase letters. Then, have them practice writing the letter on their own. Praise them for their good work and show them where they can improve!



Letter Activity Page

Use Q-tips to paint the letter. Color the picture, and trace the word.



Pray

This week, spend time praying after each lesson that you would learn not to argue or fight with each other, but treat each other with love and respect.

Week 24: Day 4

Parent Instructions

1

Read Philippians 2:14-18 Do all things without **murmurings** and disputings: That ye may be blameless and harmless, the sons of God, without rebuke, in the midst of a crooked and perverse nation, among whom ye shine as lights in the world; Holding forth the word of life; that I may rejoice in the day of Christ, that I have not run in vain, neither laboured in vain. Yea, and if I be offered upon the sacrifice and service of your faith, I joy, and rejoice with you all. For the same cause also do ye joy, and rejoice with me.

2

Questions?

- Can you think of a time you got into an argument about something?
- Why do you think people fight about things instead of trying to get along?
- When we fight about things, do we look more like sinful people or do we look like God's children

3

Practice Writing

Have your child practice writing the upper and lowercase letters on their own. Then, have them circle the best letter on each line. Praise them for their good work, and show them where they can improve!

4

Beginning Sounds

Color the large picture on the page. Talk about each of the other images and the beginning sound of each. Have your child color each picture that begins with the letter.

5

Pray

This week, spend time praying after each lesson that you would learn not to argue or fight with each other, but treat each other with love and respect.

Week 25: Day 1

Parent Instructions: This is a review week! We are reviewing the letters Q, R, S, T, and U.

1

Read Philippians 2:14-18 Do all things without **murmurings** and **disputings**: That ye may be blameless and harmless, the sons of God, without **rebuke**, in the midst of a crooked and perverse nation, among whom ye **shine** as lights in the world; Holding forth the word of life; that I may rejoice in the day of Christ, that I have not run in vain, neither laboured in vain. Yea, and if I be offered upon the sacrifice and service of your faith, I joy, and rejoice with you all. For the same cause also do ye joy, and rejoice with me.

2

Think Back

After having your child recite the verse from memory (with your help if needed), ask it they remember what words you studied over the past several weeks.

Q: Equality

R: Rebuke

S: Shine

T: Disputing

U: Murmur

3

Practice Tracing

Watch carefully as your child forms each letter being sure that they are using the correct sequence to form their letters. If they struggle to remember, be sure to go over the proper way to form any letters they find difficult. You may need to do some extra practice today if there are any tricky areas.

4

Matching

Match the upper- and lowercase letters.

5

Pray

Pray that we would learn to act in a way that honors God—living life without grumbling and complaining, but a life filled with rejoicing for what Jesus had done for us.

Week 25: Day 2

Parent Instructions: This is a review week! We are reviewing the letters Q, R, S, T, and U.

1

Read Philippians 2:14-18 Do all things without **murmurings** and **disputings**: That ye may be blameless and harmless, the sons of God, without **rebuke**, in the midst of a crooked and perverse nation, among whom ye **shine** as lights in the world; Holding forth the word of life; that I may rejoice in the day of Christ, that I have not run in vain, neither laboured in vain. Yea, and if I be offered upon the sacrifice and service of your faith, I joy, and rejoice with you all. For the same cause also do ye joy, and rejoice with me.

Review

Write these words on a board or paper, and then ask if they remember what the words mean. Talk briefly about the definitions of the words.

Q: Equality

R: Rebuke

S: Shine

T: Disputing

U: Murmur

3

Write

Watch carefully as your child forms each letter being sure that they are using the correct sequence to form their letters. If they struggle to remember, be sure to go over the proper way to form any letters they find difficult. You may need to do some extra practice today if there are any tricky areas.

4

Match the Letters

Complete the cut-and-paste activity, putting the letters in order.

5

Pray

Pray that we would learn to act in a way that honors God—living life without grumbling and complaining, but a life filled with rejoicing for what Jesus had done for us.

Week 25: Day 3

Parent Instructions: This is a review week! We are reviewing the letters Q, R, S, T, and U.

1

Read Philippians 2:14-18 Do all things without **murmurings** and **disputings**: That ye may be blameless and harmless, the sons of God, without **rebuke**, in the midst of a crooked and perverse nation, among whom ye **shine** as lights in the world; Holding forth the word of life; that I may rejoice in the day of Christ, that I have not run in vain, neither laboured in vain. Yea, and if I be offered upon the sacrifice and service of your faith, I joy, and rejoice with you all. For the same cause also do ye joy, and rejoice with me.

2

Talk About It! It can be really easy to whine and complain about things in life. When we don't get our own way or when someone else gets to do or have something that we want, it is easy to be ungrateful and complain. It's so important for us to remember what Jesus has given to us. Jesus paid for our sins on the cross. Because of this, we should rejoice, give thanks to God, and treat each other with love even when things don't go our way.

3

Trace and Write

Today your child will begin learning to put letters together to form words. Help your child sound out the words so he or can understand what is being written. Talk about letter spacing with your child. Explain that the letters in the words should be close to each other like the example, but each word should be a penny width apart. You may want to get a penny to demonstrate.

4

Beginning Sounds

Supplies: crayons, markers, or bingo dotters

Directions: Color or mark the circles according to the key.

5

Pray

Pray that we would learn to act in a way that honors God—living life without grumbling and complaining, but a life filled with rejoicing for what Jesus had done for us.

Week 25: Day 4

Parent Instructions: This is a review week! We are reviewing the letters Q, R, S, T, and U.

1

Read Philippians 2:14-18 Do all things without **murmurings** and **disputings**: That ye may be blameless and harmless, the sons of God, without **rebuke**, in the midst of a crooked and perverse nation, among whom ye **shine** as lights in the world; Holding forth the word of life; that I may rejoice in the day of Christ, that I have not run in vain, neither laboured in vain. Yea, and if I be offered upon the sacrifice and service of your faith, I joy, and rejoice with you all. For the same cause also do ye joy, and rejoice with me.

2

Questions?

- What are some things that have made you whine or complain in the past?
- How could you react to those things differently in a way that would please God?

3

Practice Writing

Today your child will continue to practice putting their letters together into words. Help your child sound out the words so he or she can understand what is being written. Talk about letter spacing with your child. Explain to your child that the letters in the word should be close to each other, but each word should be a penny-width apart.

4

Puzzles

Print on cardstock or laminate. Cut out the puzzles pieces. Have your child match the uppercase, lowercase and beginning sounds to complete the individual puzzles. Save these to use with the rest of the alphabet as the lessons progress.

5

Pray

Pray that we would learn to act in a way that honors God—living life without grumbling and complaining, but a life filled with rejoicing for what Jesus had done for us.

Week 26: Day 1

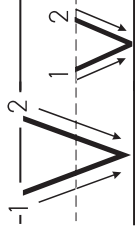
Parent Instructions

1

Read *Philippians 2:14-18* Do all things without murmurings and disputings: That ye may be blameless and harmless, the sons of God, without rebuke, in the midst of a crooked and perverse nation, among whom ye shine as lights in the world; Holding forth the word of life; that I may rejoice in the day of Christ, that I have not run in vain, neither laboured in vain. Yea, and if I be offered upon the sacrifice and service of your faith, I joy, and rejoice with you all. For the same cause also do ye joy, and rejoice with me.

2

Show
Use the diagram to the right to show your child how to properly form the letter on a large whiteboard or chalkboard. If you do not have these, use a large piece of paper.



3

Practice Tracing
Have your child practice tracing both the upper and lowercase letters on the following page. Pay close attention to their formation of letters and remind them of proper formation as necessary.

4

Color
Color the large letter and the images that start with the letter. Talk about each of the images and the sounds the letter makes.

5

Pray
This week spend time praying after each lesson that you would learn to live like Christians, being humble like Christ.

Week 26: Day 2

Parent Instructions

1

Read Philippians 2:14-18 Do all things without murmurings and disputings: That ye may be blameless and harmless, the sons of God, without rebuke, in the midst of a crooked and perverse nation, among whom ye shine as lights in the world; Holding forth the word of life; that I may rejoice in the day of Christ, that I have not run in vain, neither laboured in **vain**. Yea, and if I be offered upon the sacrifice and service of your faith, I joy, and rejoice with you all. For the same cause also do ye joy, and rejoice with me.

2

Define: Vain

Vain: When something is done in vain, it is unsuccessful or useless. (Write the vocabulary word on paper or a marker board for your child. Have your child locate this week's letter.)

3

Trace and Write

Have your child practice tracing the upper and lowercase letters. Then, have them practice writing the letter on their own. Praise them for their good work, and show them where they can improve!

4

Cut-and-Paste

Complete the cut-and-paste activity, putting the letters in order.

5

Pray

This week spend time praying after each lesson that you would learn to live like Christians, being humble like Christ.

Week 26: Day 3

Parent Instructions

1

Read Philippians 2:14-18 Do all things without murmurings and disputings: That ye may be blameless and harmless, the sons of God, without rebuke, in the midst of a crooked and perverse nation, among whom ye shine as lights in the world; Holding forth the word of life; that I may rejoice in the day of Christ, that I have not run in vain, neither laboured in **vain**. Yea, and if I be offered upon the sacrifice and service of your faith, I joy, and rejoice with you all. For the same cause also do ye joy, and rejoice with me.

2

Talk About It! The apostle Paul traveled all over the Roman Empire telling people about Jesus. Thousands of people heard about Jesus because of Paul, and many, many people became followers of Jesus. The problem was this: sometimes Paul would hear that his Christian friends weren't living like Christians. They were acting sinful, arguing and fighting with each other, and acting selfish. Paul writes to his friends in this passage telling them he hopes he didn't tell them about Jesus in vain. This means, "I hope when I taught you about Jesus, that all my efforts weren't useless. I hope you really do believe in Jesus and that you really do want to follow Him."

3

Trace and Write

Have your child practice tracing the upper and lowercase letters. Then, have them practice writing the letter on their own. Praise them for their good work and show them where they can improve!

4

Do-a-Dot

Use do-a-dot markers to color the letter. Alternatively, you can use round stickers in place of the markers.

5

Pray

This week spend time praying after each lesson that you would learn to live like Christians, being humble like Christ.

Week 26: Day 4

Parent Instructions



Read Philippians 2:14-18 Do all things without murmurings and disputings: That ye may be blameless and harmless, the sons of God, without rebuke, in the midst of a crooked and perverse nation, among whom ye shine as lights in the world; Holding forth the word of life; that I may rejoice in the day of Christ, that I have not run in vain, neither laboured in **vain**. Yea, and if I be offered upon the sacrifice and service of your faith, I joy, and rejoice with you all. For the same cause also do ye joy, and rejoice with me.



Questions?

- Who are the people in your life who have worked to help you know about Jesus?
- Do you sometimes not act like a Christian? How?



Practice Writing

Have your child practice writing the upper and lowercase letters on their own. Then, have them circle the best letter on each line. Praise them for their good work, and show them where they can improve!



Beginning Sounds

Color the large picture on the page. Talk about each of the other images and the beginning sound of each. Have your child color each picture that begins with the letter.



Pray

This week spend time praying after each lesson that you would learn to live like Christians, being humble like Christ.

Week 27: Day 1

Parent Instructions

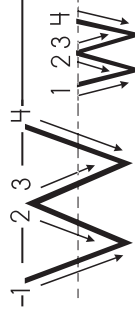
1

This week we look back at a previously covered section, **Philippians 2:9-11**. Use this as a time to review what you've memorized so far. Therefore God has highly exalted him and bestowed on him the name that is above every name, so that at the name of Jesus ever knee should **bow**, in heaven and on earth and under the earth, and every tongue confess that Jesus Christ is Lord to the glory of God the Father.

2

Show

Use the diagram to the right to show your child how to properly form the letter on a large whiteboard or chalkboard. If you do not have these, use a large piece of paper.



3

Practice Tracing

Have your child practice tracing both the upper and lowercase letters on the following page. Pay close attention to their formation of letters and remind them of proper formation as necessary.

4

Color

Color the large letter and the images that start with the letter. Talk about each of the images and the sounds the letter makes.

5

Pray

This week, spend time praying after each lesson that you would learn to look forward to the day Jesus will come back.

Week 27: Day 2

Parent Instructions

1

This week we look back at a previously covered section, **Philippians 2:9-11**. Use this as a time to review what you've memorized so far. Therefore God has highly exalted him and bestowed on him the name that is above every name, so that at the name of Jesus ever knee should **bow**, in heaven and on earth and under the earth, and every tongue confess that Jesus Christ is Lord to the glory of God the Father.

2

Define: Bow

Bow: To bow is to bend your head or body or knee in submission to someone else. (Write the vocabulary word on paper or a marker board for your child. Have your child locate this week's letter.)

3

Trace and Write

Have your child practice tracing the upper and lowercase letters. Then, have them practice writing the letter on their own. Praise them for their good work, and show them where they can improve!

4

Cut-and-Paste

Complete the cut-and-paste activity, putting the letters in order.

5

Pray

This week, spend time praying after each lesson that you would learn to look forward to the day Jesus will come back.

Week 27: Day 3

Parent Instructions



This week we look back at a previously covered section, Philippians 2:9-11. Use this as a time to review what you've memorized so far. Therefore God has highly exalted him and bestowed on him the name that is above every name, so that at the name of Jesus ever knee should **bow**, in heaven and on earth and under the earth, and every tongue confess that Jesus Christ is Lord to the glory of God the Father.



Talk About It! Some day Jesus is going to come back to Earth. When that happens, the whole world will see Him - every person in every nation in the world. It won't just be the people on Earth who see Him, but all the people who have ever lived, all the people who have died. Everyone will see Him and when they do, everyone will bow down to Him. This means we will be so amazed by Him, everyone will recognize that He is the Lord, that He is mighty and powerful. We should look forward to that day and be excited that it is coming.



Trace and Write

Have your child practice tracing the upper and lowercase letters. Then, have them practice writing the letter on their own. Praise them for their good work and show them where they can improve!



Color-by-Letter

Use the key to color the picture.



Pray

This week, spend time praying after each lesson that you would learn to look forward to the day Jesus will come back.

Week 27: Day 4

Parent Instructions

1

This week we look back at a previously covered section, **Philippians 2:9-11**. Use this as a time to review what you've memorized so far. Therefore God has highly exalted him and bestowed on him the name that is above every name, so that at the name of Jesus ever knee should **bow**, in heaven and on earth and under the earth, and every tongue confess that Jesus Christ is Lord to the glory of God the Father.

2

Questions?

- What does it look like to bow your head? Your knee? Your whole body?
- Why do people bow to kings and other rulers when they walk in the room?
- Why will everyone bow to Jesus when he comes back?

3

Practice Writing

Have your child practice writing the upper and lowercase letters on their own. Then, have them circle the best letter on each line. Praise them for their good work, and show them where they can improve!

4

Beginning Sounds

Color the large picture on the page. Talk about each of the other images and the beginning sound of each. Have your child color each picture that begins with letter.

5

Pray

This week, spend time praying after each lesson that you would learn to look forward to the day Jesus will come back.

Week 28: Day 1

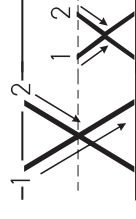
Parent Instructions

1

This week we look back at a previously covered section, **Philippians 2:8-9**. Use this as a time to review what you've memorized so far. And being found in human form, he humbled himself by becoming obedient to the point of death, even death on a cross. Therefore God has highly **exalted** him and bestowed on him the name that is above every name.

2

Show
Use the diagram to the right to show your child how to properly form the letter on a large whiteboard or chalkboard. If you do not have these, use a large piece of paper.



3

Practice Tracing

Have your child practice tracing both the upper and lowercase letter on the following page. Pay close attention to their formation of letters and remind them of proper formation as necessary.

4

Color

Color the large letter and the images that start with the letter. Talk about each of the images and the sounds the letter makes.

5

Pray

This week, spend time praying after each lesson that you would learn to worship Jesus, because He is the Lord of the whole world.

Week 28: Day 2

Parent Instructions

1

This week we look back at a previously covered section, **Philippians 2:8-9**. Use this as a time to review what you've memorized so far. And being found in human form, he humbled himself by becoming obedient to the point of death, even death on a cross. Therefore God has highly **exalted** him and bestowed on him the name that is above every name.

2

Define: Exalted

Exalted: To be exalted is to be raised to a high rank. (Write the vocabulary word on paper or a marker board for your child. Have your child locate this week's letter.)

3

Trace and Write

Have your child practice tracing the upper and lowercase letters. Then, have them practice writing the letter on their own. Praise them for their good work, and show them where they can improve!

4

Cut-and-Paste

Complete the cut-and-paste activity, putting the letters in order.

5

Pray

This week, spend time praying after each lesson that you would learn to worship Jesus, because He is the Lord of the whole world.

Week 28: Day 3

Parent Instructions



This week we look back at a previously covered section, **Philippians 2:8-9**. Use this as a time to review what you've memorized so far. And being found in human form, he humbled himself by becoming obedient to the point of death, even death on a cross. Therefore God has highly **exalted** him and bestowed on him the name that is above every name.



Talk About It! Jesus humbled Himself more than any man ever has. Remember, humility means forgetting about yourself and your own desires and serving others. Think about how Jesus humbled Himself. He is God but He came to Earth as a man. When He lived on Earth, he humbled Himself even more and served other people all the time. Finally, at the end of His life, He humbled Himself even more and died a terrible death on a cross - not for Himself but for others, so we would be forgiven of all of our sin. Because Jesus brought Himself so low, God raised Jesus up to a rank above everyone. God exalted Jesus and gave Him the title of Lord of the whole world.



Trace and Write

Have your child practice tracing the upper and lowercase letters. Then, have them practice writing the letter on their own. Praise them for their good work and show them where they can improve!



Letter Hunt

Use a do-a-dot marker to mark all of the uppercase and lowercase letters for the week.



Pray

This week, spend time praying after each lesson that you would learn to worship Jesus, because He is the Lord of the whole world.

Week 28: Day 4

Parent Instructions



This week we look back at a previously covered section, **Philippians 2:8-9**. Use this as a time to review what you've memorized so far. And being found in human form, he humbled himself by becoming obedient to the point of death, even death on a cross. Therefore God has highly **exalted** him and bestowed on him the name that is above every name.



Questions?

- What does it mean to be humble?
- What did Jesus do to be humble?
- What exalted title did God the Father give to Jesus?



Practice Writing

Have your child practice writing the upper and lowercase letters on their own. Then, have them circle the best letter on each line. Praise them for their good work, and show them where they can improve!



Beginning Sounds

Color the large picture on the page. Talk about each of the other images and the beginning sound of each. Have your child color each picture that begins with the letter.



Pray

This week, spend time praying after each lesson that you would learn to worship Jesus, because He is the Lord of the whole world.

Week 29: Day 1

Parent Instructions

1

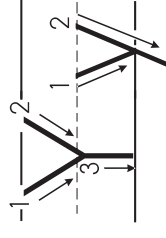
Read: **Philippians 2:9-11**

Therefore God has highly exalted him and bestowed in him the name that is above every name, so that at the name of Jesus every knee should bow, in heaven and on earth and under the earth, and every tongue confess that Jesus Christ is Lord, to the **glory** of God the Father.

2

Show

Use the diagram to the right to show your child how to properly form the letter on a large whiteboard or chalkboard. If you do not have these, use a large piece of paper.



3

Practice Tracing

Have your child practice tracing both the upper and lowercase letters on the following page. Pay close attention to their formation of letters and remind them of proper formation as necessary.

4

Color

Color the large letter and the images that start with the letter. Talk about each of the images and the sounds the letter makes.

5

Pray

After each lesson this week, pray that you would give God all of the glory and honor. That you would honor him in thought, words, and actions.

Week 29: Day 2

Parent Instructions

1

Read: Philippians 2:9-11

Therefore God has highly exalted him and bestowed in him the name that is above every name, so that at the name of Jesus every knee should bow, in heaven and on earth and under the earth, and every tongue confess that Jesus Christ is Lord, to the **glory** of God the Father.

2

Define: Glory

Glory: To have glory is to have very great praise and honor. (Write the vocabulary word on paper or a marker board for your child. Have your child locate this week's letter.)

3

Trace and Write

Have your child practice tracing the upper and lowercase letters. Then, have them practice writing the letter on their own. Praise them for their good work, and show them where they can improve!

4

Cut-and-Paste

Complete the cut-and-paste activity, putting the letters in order.

5

Pray

After each lesson this week, pray that you would give God all of the glory and honor. That you would honor him in thought, words, and actions.

Week 29: Day 3

Parent Instructions



Read: Philippians 2:9-11

Therefore God has highly exalted him and bestowed in him the name that is above every name, so that at the name of Jesus every knee should bow, in heaven and on earth and under the earth, and every tongue confess that Jesus Christ is Lord, to the **glory** of God the Father.



Talk About It!

If a king sends a messenger to give someone a message and the people ignore the messenger or if they are mean to him, they aren't just dishonoring the messenger, they are also dishonoring the king who sent the messenger. The same is true with God. God the Father was the one who sent Jesus to Earth, so if we don't honor Jesus, then we aren't honoring the Father either. But when we call Jesus our Lord and when we worship Him, we are also honoring God the Father.



Trace and Write

Have your child practice tracing the upper and lowercase letters. Then, have them practice writing the letter on their own. Praise them for their good work and show them where they can improve!



Letter Activity Page

Use Q-tips to paint the letter. Color the picture, and trace the word.



Pray

After each lesson this week, pray that you would give God all of the glory and honor. That you would honor him in thought, words, and actions.

Week 29: Day 4

Parent Instructions

**Read: Philippians 2:9-11**

Therefore God has highly exalted him and bestowed in him the name that is above every name, so that at the name of Jesus every knee should bow, in heaven and on earth and under the earth, and every tongue confess that Jesus Christ is Lord, to the **glory** of God the Father.

**Questions?**

- What does glory mean?
- How do we give honor to Jesus?
- How do we honor God the Father?

**Practice Writing**

Have your child practice writing the upper and lowercase letters on their own. Then, have them circle the best letter on each line. Praise them for their good work, and show them where they can improve!

**Beginning Sounds**

Color the large picture on the page. Talk about each of the other images and the beginning sound of each. Have your child color each picture that begins with the letter.

**Pray**

After each lesson this week, pray that you would give God all of the glory and honor. That you would honor him in thought, words, and actions.

Week 30: Day 1

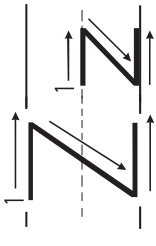
Parent Instructions

1

This week we look back at a previously covered section of Philippians 2:12-13. Use this as a time to review what you've memorized so far. Wherefore, my beloved, as ye have always obeyed, not as in my presence only, but now much more in my absence, work out your own salvation with fear and trembling. For it is God which worketh in you both to will and to do of his good pleasure.

2

Show
Use the diagram to the right to show your child how to properly form the letter on a large whiteboard or chalkboard. If you do not have these, use a large piece of paper.



3

Practice Tracing
Have your child practice tracing both the upper and lowercase letters on the following page. Pay close attention to their formation of letters and remind them of proper formation as necessary.

4

Color
Color the large letter and the images that start with the letter. Talk about each of the images and the sounds the letter makes.

5

Pray
This week, spend time praying that you would not be lazy in working towards loving the Lord and doing good, but that you would work diligently and pray fervently that your family would honor the Lord.

Week 30: Day 2

Parent Instructions

1

Read: Philippians 2:12-13

Wherefore, my beloved, as ye have always obeyed, not as in my presence only, but now much more in my absence, work out your own salvation with fear and trembling. For it is God which worketh in you both to will and to do of his good pleasure.

2

Define: Lazy

Lazy: Being lazy means being unwilling to work or use any energy. (Write the vocabulary word on paper or a marker board for your child. Have your child locate this week's letter.)

3

Trace and Write

Have your child practice tracing the upper and lowercase letters. Then, have them practice writing the letter on their own. Praise them for their good work, and show them where they can improve!

4

Cut-and-Paste

Complete the cut-and-paste activity, putting the letters in order.

5

Pray

This week, spend time praying that you would not be lazy in working towards loving the Lord and doing good, but that you would work diligently and pray fervently that your family would honor the Lord.

Week 30: Day 3

Parent Instructions



Read: Philippians 2:12-13

Wherefore, my beloved, as ye have always obeyed, not as in my presence only, but now much more in my absence, work out your own salvation with fear and trembling. For it is God which worketh in you both to will and to do of his good pleasure.



Talk About It!

This passage says we are to work out our own salvation with fear and trembling. This means we are to continue to work diligently towards becoming more Christ-like. We should not grow lazy in this work. It's important that we continue to pray, read our bible, and do good works. Using our energy to live like Jesus is one of the most important things we can do!



Trace and Write

Have your child practice tracing the upper and lowercase letters. Then, have them practice writing the letter on their own. Praise them for their good work and show them where they can improve!



Maze

Help the zebra get to the zoo by tracing the path of Zz's.



Pray

This week, spend time praying that you would not be lazy in working towards loving the Lord and doing good, but that you would work diligently and pray fervently that your family would honor the Lord.

Week 30: Day 4

Parent Instructions

1

Read: Philippians 2:12-13

Wherefore, my beloved, as ye have always obeyed, not as in my presence only, but now much more in my absence, work out your own salvation with fear and trembling. For it is God which worketh in you both to will and to do of his good pleasure.

2

Questions?

- Should we be lazy when it comes to doing the things God wants us to do?
- What are some things we can do to learn how to live like Jesus?

3

Practice Writing

Have your child practice writing the upper and lowercase letters on their own. Then, have them circle the best letter on each line. Praise them for their good work, and show them where they can improve!

4

Beginning Sounds

Color the large picture on the page. Talk about each of the other images and the beginning sound of each. Have your child color each picture that begins with the letter.

5

Pray

This week, spend time praying that you would not be lazy in working towards loving the Lord and doing good, but that you would work diligently and pray fervently that your family would honor the Lord.

Week 31: Day 1

Parent Instructions: This is a review week! We are reviewing the letters V, W, X, Y, and Z.



Each day this week, have your child recite the verses from memory all of **Philippians 2:1-18**.



Think Back

After having your child recite the verse from memory (with your help if needed), ask if they remember what words you studied over the past several weeks.

V: Vain

W: Bow

X: Exalt

Y: Holy

Z: Lazy



Practice Tracing

Watch carefully as your child forms each letter being sure that they are using the correct sequence to form their letters. If they struggle to remember, be sure to go over the proper way to form any letters they find difficult. You may need to do some extra practice today if there are any tricky areas.



Matching

Match the upper- and lowercase letters.



Pray

Pray that you would remember the lessons that you've learned this year from studying Philipppians. Pray that the Lord would help you to hide his Word in your heart and you would learn how to apply them in your lives.

Week 31: Day 2

Parent Instructions: This is a review week! We are reviewing the letters V, W, X, Y, and Z.

1

Each day this week, have your child recite the verses from memory all of **Philippians 2:1-18**.

Talk About It (This week we will be spending wrapping up our thoughts on this Bible passage.)

- Philippians 2 gives us a lot of instruction on how we are supposed to act. Do you remember some of these ways? (Humbly serve others, work towards getting along with others, working hard, not being lazy, rejoicing, praising God.)
- This passage also tells us a lot of the ways we should **NOT** act. Do you remember some of these? (Grumbling, complaining, disputing, arguing, selfishness—trying to get our own way.)

3

Write

Watch carefully as your child forms each letter being sure that they are using the correct sequence to form their letters. If they struggle to remember, be sure to go over the proper way to form any letters they find difficult. You may need to do some extra practice today if there are any tricky areas.

4

Match the Letters

Complete the cut-and-paste activity, putting the letters in order.

5

Pray

Pray that you would remember the lessons that you've learned this year from studying Philippians. Pray that the Lord would help you to hide his Word in your heart and you would learn how to apply them in your lives.

Week 31: Day 3

Parent Instructions: This is a review week! We are reviewing the letters V, W, X, Y, and Z.



Each day this week, have your child recite the verses from memory all of Philippians 2:1-18.

Talk About It! The Bible not only tells us to be obedient, humble, and servants of one another. It tells us why we should act this way! We can be humble because God saved us from our sins, so we will have the power to be like Jesus; because God is changing us in our hearts to make us humble servants; because it makes God glad when we obey what He wants us to do; because the world needs to see that as followers of Jesus we are different; because God has given us the Bible with true stories of people who lived a humble life, so we can learn to also be humble servants.



Trace and Write

Today your child will begin learning to put letters together to form words. Help your child sound out the words so he or she can understand what is being written. Talk about letter spacing with your child. Explain that the letters in the words should be close to each other like the example, but each word should be a penny width apart. You may want to get a penny to demonstrate.



Beginning Sounds

Supplies: crayons, markers, or bingo dotters

Directions: Color or mark the circles according to the key.



Pray

Pray that you would remember the lessons that you've learned this year from studying Philippians. Pray that the Lord would help you to hide his Word in your heart and you would learn how to apply them in your lives.

Week 31: Day 4

Parent Instructions: This is a review week! We are reviewing the letters V, W, X, Y, and Z.



Each day this week, have your child recite the verses from memory all of Philippians 2:1-18.



Questions?

- What are some ways that Philippians 2 says we should act?
- What are some ways that Philippians 2 says we should not act?
- Why should we live lives that are humble?



Practice Writing

Today your child will continue to practice putting their letters together into words. Help your child sound out the words so he or she can understand what is being written. Talk about letter spacing with your child. Explain to your child that the letters in the word should be close to each other, but each word should be a penny-width apart.



Puzzles

Print on cardstock or laminate. Cut out the puzzles pieces. Have your child match the uppercase, lowercase and beginning sounds to complete the individual puzzles. Save these to use with the rest of the alphabet as the lessons progress.



Pray

Pray that you would remember the lessons that you've learned this year from studying Philippians. Pray that the Lord would help you to hide his Word in your heart and you would learn how to apply them in your lives.

More Write Through the Bible Copywork Workbooks


Purchase more copywork printables at IntoxicatedOnLife.com. Currently we have several passages available in both English Standard Version and the King James Version. We also have cursive and manuscript versions for all our books.

See all our available books:

intoxicatedonlife.com/copywork-printables-write-through-the-bible/

Have a suggestion or question? Let us know!

intoxicatedonlife.com/copywork-printables-write-through-the-bible/comments-and-suggestions/



Accompanying Bible Studies

Don't stop with just Scripture memory! We have a growing list of family Bible studies that work hand-in-hand with our Write Through the Bible handwriting workbooks. These 30-day studies will help your whole family grasp the significance of these famous Bible passages.

intoxicatedonlife.com/welcome-store/

